



XTERIORS™

ALL-WEATHER SOLUTIONS FOR EXTERIOR STYLE



TREAD™

PORCELAIN PAVERS

 **dalTile®**
IMAGINE WHAT'S POSSIBLE™
dalTile.com/xteriors



Gracious Outdoor Living

Our high-style, 2CM pavers combine on-trend style with unsurpassed durability. Daltille's TREAD™ collection of pavers offers the beauty of the finest natural wood and stone looks to your outdoor living environment.

NDy
oufique

2 Marketing Office
4 Dispatch Office
0 Reception

AMBASSADOR™

SIZES:



FINISHES: TEXTURED

ASSEMBLE™

SIZES:



FINISHES: TEXTURED

DELEGATE™

SIZES:



FINISHES: TEXTURED

DIGNITARY™

SIZES:



FINISHES: TEXTURED


DIPLOMACY™

SIZES:



FINISHES: TEXTURED

COLOR PALETTE



DELEGATE™ – AVAILABLE IN 20 x 40



LIGHT GREY DL26



DARK GREY DL27

DIPLOMACY™ – AVAILABLE IN 24 x 24 & 20 x 40



LIGHT GREY DP01



DARK GREY DP03

AMBASSADOR™ – AVAILABLE IN 16 x 48



JET SETTER DUSK AM34



VOYAGER BLACK AM33

ASSEMBLE™ – AVAILABLE IN 32 x 32



PROXY AS10



MAGISTRATE AS11



EMISSARY AS12

DIGNITARY™ – AVAILABLE IN 24 x 24



LUMINARY WHITE DR07



NOTABLE BEIGE DR09



SUPERIOR TAUPE DR08

Photo features Assemble™, Dignitary™ and Ambassador™ pavers.

Visit daltile.com/xteriors for more details and information.



Stone Attaché™ offers an extensive collection of elegant stone looks in wide range of modern and contemporary sizes and colors to match any theme. Featuring multiple grey color options plus black, white and taupe, the authentic stone graining and marble-like veining makes for distinctive design suited for the outdoors.

SIZES:



24 x 24
Paver Tile



16 x 48
Paver Tile

FINISHES: TEXTURED


COLOR PALETTE



REGENT HONEY



COMMANDER BEIGE



DEPUTY GREY



PROXY GREY



BUREAU BROWN

16 x 48 PAVER TILE



DEPUTY GREY CS30



REGENT HONEY CS34



PROXY GREY CS31



COMMANDER BEIGE CS32



BUREAU BROWN CS33

24 x 24 PAVER TILE



REGENT HONEY CS34



BUREAU BROWN CS33



Commissary™ is an excellent outdoor solution in five distinct wood look options. Available in two sizes, 24 x 24 and 16 x 48, this outdoor porcelain allows various design possibilities to come alive.



TIMELESS STYLE. SUPERIOR DURABILITY.

See how 2CM Porcelain Pavers stack up against other products on the market.

	Porcelain Pavers	Clay Brick Pavers	Cast in Place Concrete	Concrete Pavers	Natural Stone
STAIN RESISTANCE	HIGH	Medium	Low	Low	Low
UV RESISTANCE	WILL NOT FADE	High	Low	Low	High
SCRATCH RESISTANCE	HIGH	Medium	Low	Low	Low
FREEZE THAW RESISTANCE	FREEZE THAW PROOF	Medium	Low	Low	Low
DE-ICING SALT RESISTANCE	HIGH	Medium	Low	Low	Low
ACID RESISTANCE	HIGH	Low	Low	Low	Low
WATER ABSORPTION (ASTM #373)	< 0.5%	< 8%	< 10%	< 5%	< 5%
SEALING	NEVER	No	Recommended	Recommended	Recommended
COMPRESSIVE STRENGTH (PSI)	>30,000	>8,000	>2,500 (residential) >4,000 (commercial)	>8,000	1,800–19,000 (depending on stone)



SIZES

			Thickness	Sq. Ft./ Carton	Pieces/ Carton
	32 x 32 Paver Tile	(31-5/16" x 31-5/16") (79.50 cm x 79.50 cm)	13/16" (2cm)	6.89	1
	24 x 24 Paver Tile	(23-7/16" x 23-7/16") (59.50 cm x 59.50 cm)	13/16" (2cm)	7.76	2
	20 x 40 Paver Tile	(19-1/2" x 39-3/16") (49.50 cm x 99.50 cm)	13/16" (2cm)	5.38	1
	16 x 48 Paver Tile	(15-9/16" x 47") (39.6 cm x 119.5 cm)	13/16" (2cm)	5.16	1

APPLICATIONS

	Target DCOF wet	Suitable
Dry & Level – Interior Floor	N/A	✓
Wet & Level – Interior Floor	≥ 0.42	✓
Shower Floors (Residential or Light Commercial)	≥ 0.42	✓
Exterior Floor Applications (including pool decking & other wet areas with minimal footwear)	≥ 0.60	✓
Ramps & Inclines	≥ 0.65	
Walls/Backsplashes	N/A	✓
Countertops	N/A	✓
Pool Linings	N/A	

A DCOF value of ≥0.42 is the standard for tiles specified for level interior spaces expected to be walked upon when wet, as stated in ANSI A137.1-A326.3. For more information about DCOF and the DCOF AcuTest™, visit daltille.com/DCOF.

APPLICATION NOTES:

Suitable for exterior applications in freezing and non-freezing climates, when proper installation methods are followed.

NOTES

Since there are variations in all fired ceramic and natural products, tile and trim supplied for your particular installation may not match samples. Final confirmation should be made from actual tiles and trim prior to installation. Manufactured in accordance with ANSI A137.1 standards.

For additional information refer to "Factors to Consider" at: daltille.com/Factors.

Random visuals enhance the natural beauty of this product. To achieve optimal results, all tile should be selected from multiple cartons and shading and graphic arrangement planned prior to installation.

INSTALLATION

Dry Laying on Grass: The gaps between the slabs should be chosen depending on the overall desired aesthetic.

Dry Laying on Gravel: Gaps of at least 3/16" (4 mm) should be left between slabs, using spacers to set the correct width. Joint may be left empty or filled with fine sand, polymeric sand specifically formulated for porcelain tile or small, clean aggregate, depending on the joint width and desired aesthetic.

Dry Laying on Sand: The gaps between the slabs should be chosen depending on the overall desired aesthetic.

Laying on Scream with Adhesive: Slabs must be laid with open joints of variable width of no less than 3/16" (5 mm).

Raised Pavings: Pedestal contains correct tile spacers for application.

Visit daltille.com/xteriors for in-depth instructions, specifications and support details.

SHADE VARIATION

CS30, CS34
DPO1, DPO3  Medium (V2) - Color Variation within each Tile

CS32
DL26, DL27  High (V3) - Some Variation from Tile to Tile, and within each Tile

CS31, CS33
AM33, AM34
AS10, AS11, AS12
DR07, DR08, DR09  Random (V4) - Considerable Variation from Tile to Tile

PERFORMANCE CHARACTERISTICS

	ASTM#	Paver Result
Water Absorption	C373	< 0.5%
Breaking Strength	C648	> 1000 lbs
Scratch Hardness	MOHS	8.0
Chemical Resistance	C650	Resistant
Abrasion Resistance	C1027	N/A

For addition on test results, visit us at: daltille.com/information/TestResults.

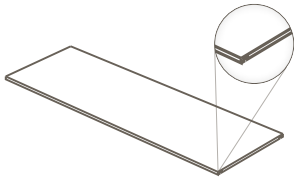
ZEROTOX
Healthy Homes | Healthy Planet

CERTIFIED PORCELAIN
TILE
90% or More water conservation

PRE-CONSUMER RECYCLED MATERIALS


All or select items within this series meet the requirements for these qualifications. For more information, visit daltille.com.

FINISH YOUR LOOK WITH AVAILABLE TRIM SHAPES.




RECTIFIED COPING

The coping tile finishes steps, tops of walls and similar features. It has a non-drip edge at the bottom to interrupt the flow of water, directing it straight onto the ground to protect the structure.




RECTIFIED L-EDGING

The versatile L-edging tile is ideal for the edges of paths, pools and other design features.




RECTIFIED L-KERB

The L-kerb tile can be used to enclose and complete the edges of paths and other design features.



RECTIFIED GUTTER

The gutter tile with internal patterning is used underneath grid tiles to collect drain water.



RECTIFIED GRID

Run-off or overflow water passes through the grid tile for collection.

† Trim items available in many sizes and colors. Consult with your sales representative and/or design team for specifics.



VERTICALS™

WALL COMPLEMENTS

AMBASSADOR™ – RANDOM LINEAR MOSAIC



JET SETTER DUSK AM34

VOYAGER BLACK AM33


DELEGATE™ – RANDOM LINEAR MOSAIC



LIGHT GREY DL26

DARK GREY DL27

DIPLOMACY™ – BRICK-JOINT MOSAIC



LIGHT GREY DP01

DARK GREY DP03

DIGNITARY™ – ABSTRACT MOSAIC



LUMINARY WHITE DR07

NOTABLE BEIGE DR09

SUPERIOR TAUPE DR08

ASSEMBLE™ – 2 x 2 MOSAIC



PROXY AS10

MAGISTRATE AS11

EMISSARY AS12

BRICKWORK™ – 2 x 8 QUARRY TILE



STUDIO BW01

ATRIUM BW02

PATIO BW03

ALCOVE BW04

TERRACE BW05

CORRIDOR BW06

BRICKWORK™ – 4 x 8 QUARRY TILE



STUDIO BW01

ATRIUM BW02

PATIO BW03

ALCOVE BW04

TERRACE BW05

CORRIDOR BW06

STACKED STONE – QUARTZITE



SANYA WHITE S702
6" x 24" Stacked Stone
Natural Cleft Ungauged

HAIKOU GREY S703
6" x 24" Stacked Stone
Natural Cleft Ungauged

HAIKOU GREY S703
6" x 24" Stacked Stone
Natural Cleft Ungauged



6H x 8L/ 6H x 15-1/2L
Stacked Stone Corner

6H x 8L/ 6H x 15-1/2L
Stacked Stone Corner

6H x 8L/ 6H x 15-1/2L
Stacked Stone Corner



GOLDEN SUN S783
6" x 24" Stacked Stone
Natural Cleft Ungauged

SHANGHAI RUST S349
6" x 24" Stacked Stone
Natural Cleft Ungauged

BEIJING GREEN S282
6" x 24" Stacked Stone
Natural Cleft Ungauged

IMPERIAL FALLS S316
6" x 24" Stacked Stone
Natural Cleft Ungauged




6H x 8L/ 6H x 15-1/2L
Stacked Stone Corner

6H x 8L/ 6H x 15-1/2L
Stacked Stone Corner

6H x 8L/ 6H x 15-1/2L
Stacked Stone Corner

6H x 8L/ 6H x 15-1/2L
Stacked Stone Corner

STACKED STONE – SLATE*



TIBETAN SLATE S317
6" x 24" Stacked Stone
Natural Cleft Ungauged



6H x 8L/ 6H x 15-1/2L
Stacked Stone Corner

STACKED STONE – SANDSTONE*



EASTERN SAND S319
6" x 24" Stacked Stone
Natural Cleft Ungauged



DYNASTY MOUNTAIN S318
6" x 24" Stacked Stone
Natural Cleft Ungauged



6H x 8L/ 6H x 15-1/2L
Stacked Stone Corner



6H x 8L/ 6H x 15-1/2L
Stacked Stone Corner

* Nonfreezing climates

Our collection of outdoor tile for vertical surfaces is the perfect place to start for stand-out design on outdoor feature walls, fireplaces, pools, and more.

Select from durable and stylish porcelain and natural stone options for designs ranging from rustic to Mid-Century Modern.

WHY PORCELAIN?

Porcelain is the ideal outdoor surface. It's durable and easy to install and maintain – it outperforms every other outdoor materials.

Made from 100% natural ingredients – clay, sand, and feldspar – porcelain is synonymous with strength. It is resistant to scratches and abrasion, has very low water absorption (< 0.5%), a high breaking strength, and is resistant to stains, chemicals, and algae growth.

From the rooftop to the driveway to the outdoor kitchen, Xteriors™ products have everything you need for an experience on par with the comforts and high design of the indoors.



SLIP RESISTANT



WATERPROOF



STAINPROOF



DENTPROOF



SCRATCH-RESISTANT



FIRE-RESISTANT



SIMPLICLEAN™




INDOOR/OUTDOOR

DESIGNED TO ENDURE

We strive to offer only the best design materials and solutions for your needs. That's why all of our Xteriors™ products are fire-resistant, stain-proof, slip-resistant, and frost-resistant.

They are also easy to clean and require little maintenance. With beautifully designed products and simple care, creating gorgeous outdoor spaces is within your reach.





daltile
PERENNIAL
PORCELAIN ROOFING™

designed to endure

Why is Perennial Porcelain Roofing tile the ideal material choice for new build or remodeled homes? Durability, beauty, and easy installation.

Made from only three natural ingredients - clay, sand, and feldspar - porcelain is synonymous with strength. It is resistant to scratches and abrasion, has very low water absorption (<0.5%), a high breaking strength, and it is resistant to stains, chemicals, and algae growth.

 Resistant to Frost

 Class A Fire Rating (Fire Resistant)

 Made In The USA

 High Breaking Strength

 Class IV Hail Impact Rating*

 Fast & Easy Installation

 Impervious to Water

 Lifetime Limited Warranty

 Low Overall Weight +

 110 mph Wind Rating

 Walkable

We think roofing should never go unnoticed, but instead be an accent to the curb appeal of the home. With our patent pending Perennial Roofing tile design, every roof is crafted to endure the seasons.

Explore our carefully crafted assortment with selections inspired by elegant slate, classic wood shake and organic clay.

daltile.com/roofing

* On HD SKUs Only
+ Compared To Competitors

Visit daltile.com/xteriors for more details and information.




PANORAMIC

porcelain surfaces™

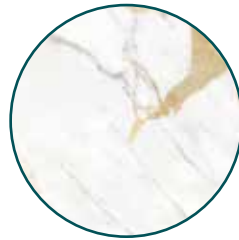
2019 NATIONAL PROGRAM



NEW! GYPSUM
CALACATTA CM22



NEW! CALACATTA
ARIES CM21*



DIAMOND MINE CM12



MOONSTONE CM11



TITANIUM GREY CM13




ONYX GALAXY CM14



STATUARIO CM03



CALACATTA CM04




MARFIL CM06




BLANC CM05*
* 6 mm - Available in
matte finish only




BELMONT TERRACE CM07




VICKERY TAUPE CM10



STONEWALL COAL CM09




HEARTH SMOKE CM08




MANOR WHITE CM18*


* Available in glossy &
matte finishes



CINDER RAIL CM17



CHARRED NICKEL CM16










NEW!
CHROMIUM CM19



NEW!
OBSIDIAN CM20

FLEXFIT™ SIZE SOLUTIONS

Standard Stocked Sizes*	Actual Size	Thickness
 63" x 63"	62" x 62"	6 mm or 12 mm*
 31.50" x 126"	31" x 124"	6 mm or 12 mm*
 31.50" x 63"	31" x 62"	6 mm or 12 mm*
 15.75" x 63"	15-1/2" x 62"	6 mm or 12 mm*
 31.50" x 31.50"	31" x 31"	6 mm or 12 mm*
 15.75" x 31.50"	15-1/2" x 31"	6 mm or 12 mm*
 21" x 21"	20-1/2" x 20-1/2"	6 mm or 12 mm*

PLUS – DREAM IT, DESIGN IT, WE CAN DO IT! WITH OUR CUSTOM CUT TO SIZE PROGRAM

Request your quick quote: customquote@daltile.com

* Please allow 1-2 weeks for processing & shipping FlexFit™ standard sizes.

* 12mm available for Calacatta Aries, Gypsum Calacatta, Diamond Mine, Moonstone, Statuario, Calacatta, Marfil and Manor White only

FOR MORE DETAILS ON PRODUCT USE, LOCATION AND APPLICATION, VISIT
WWW.DAL TILE.COM/XTERIORS/OUTDOOR-COUNTERTOPS

ELEMENTAL SELECTION
Available in matte and glossy finishes

INDUSTRIAL SELECTION
Available in matte finish only

METALLIC SELECTION
Available in matte finish only



daltile.com/xteriors

 **daltile**[®]
IMAGINE WHAT'S POSSIBLE™
©2019 Daltile (09/19)