

TILE PATTERN GUIDE

AMERICAN OLEAN®



AMERICAN OLEAN®
PROVEN IN TILE™

TILE PATTERN GUIDE

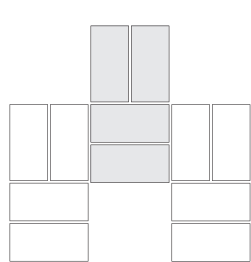
Patterning is a design option that many people fail to consider. Yet it's one of the best ways tile can be used to express a personal style. Tile can be laid in a grid; on a diagonal; different sizes, colors or even finishes can be combined – the options are almost endless – and each dramatically changes the look of a room.

HINTS FOR GETTING STARTED:

- Never assume a room is perfectly square – always square off from the center and begin pattern along one edge.
- To avoid rough edges on tile, always float the floor to a level state before installing tile.
- Always round to the next highest footage when calculating square footage of tile needed.
- Random is not a pattern, but a specific look designed by the installer.
- Modular patterns, if laid according to this guide, will have a solid grout frame every three feet.
- Each diagram represents nine square feet.
- Lastly, you will notice the darker lines within each pattern. These lines indicate the pattern repeat, providing a more visual understanding of the pattern.

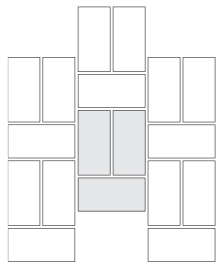
THE TILE PATTERN CHARTS SHOW THE NUMBER OF TILES NEEDED FOR 100 SQUARE FEET.

ONE TILE PATTERNS




BASKETWEAVE

Pieces	Sizes	Percent (%)
200	6 x 12	100




BASKETWEAVE VERTICAL

Pieces	Sizes	Percent (%)
200	6 x 12	100



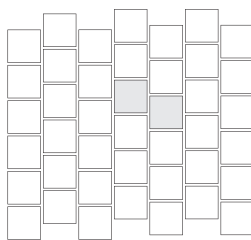
STAGGERED BRICK-JOINT*

Pieces	Sizes	Percent (%)
52	12 x 24	100




BRICK-JOINT SQUARE

Pieces	Sizes	Percent (%)
100	12 x 12	100



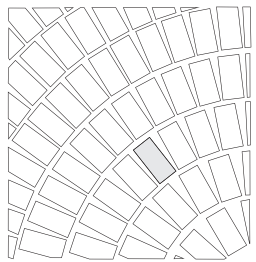
BRICK-JOINT VERTICAL

Pieces	Sizes	Percent (%)
400	6 x 6	100




CHECKERBOARD

Pieces	Sizes	Percent (%)
Color #1	All Sq.	50
Color #2	All Sq.	50



CIRCULAR RECTANGULAR

Pieces	Sizes	Percent (%)
200	6 x 12	100

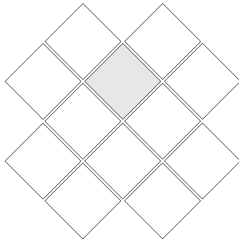


CORRIDOR HORIZONTAL

Pieces	Sizes	Percent (%)
52	12 x 24	100

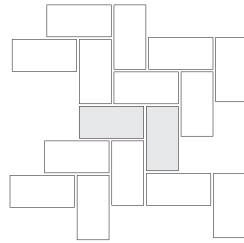
TILE PATTERN GUIDE

ONE TILE PATTERNS (continued)



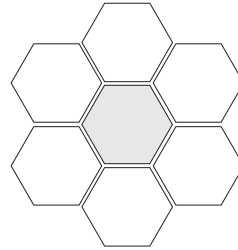
DIAMOND

Pieces	Sizes	Percent (%)
100	12 x 12	100




HERRINGBONE

Pieces	Sizes	Percent (%)
200	6 x 12	100



HEXAGON


Pieces	Sizes	Percent (%)
32	24 x 20	100



MINI-GRID


Pieces	Sizes	Percent (%)
400	6 x 6	100

TWO TILE PATTERNS



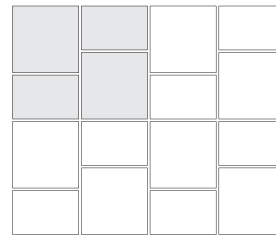
ALTERNATING

Pieces	Sizes	Percent (%)
67	12 x 12	67
66	6 x 12	33




ALTERNATING HORIZONTAL

Pieces	Sizes	Percent (%)
134	6 x 12	67
132	6 x 6	33



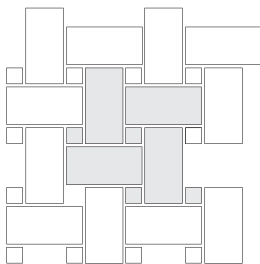
ALTERNATING VERTICAL*

Pieces	Sizes	Percent (%)
17	24 x 24	67
17	12 x 24	33



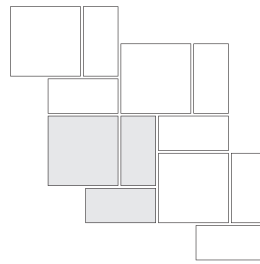
BASKETWEAVE HORIZONTAL

Pieces	Sizes	Percent (%)
50	12 x 12	50
100	6 x 12	50



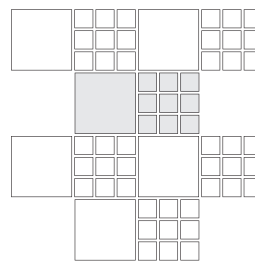
LARGE BASKETWEAVE

Pieces	Sizes	Percent (%)
44	6 x 6	11.1
44	12 x 24	88.9



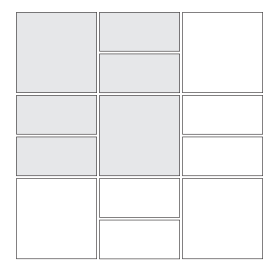
BRICKWEAVE

Pieces	Sizes	Percent (%)
50	12 x 12	50
100	6 x 12	50



CHECKERED SQUARES

Pieces	Sizes	Percent (%)
50	12 x 12	50
450	4 x 4	50

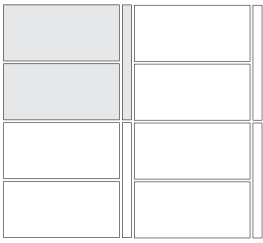


CHECKERBOARD

Pieces	Sizes	Percent (%)
25	12 x 24	50
13	24 x 24	50

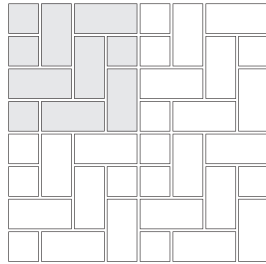
TILE PATTERN GUIDE

TWO TILE PATTERNS (continued)




LARGE CATWALK

Pieces	Sizes	Percent (%)
23	2 x 24	8
46	12 x 24	92




COBBLESTONE

Pieces	Sizes	Percent (%)
150	6 x 12	75
100	6 x 6	25



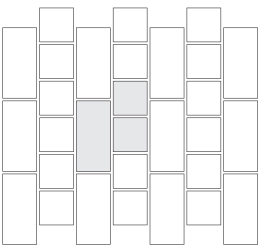
CORRIDOR

Pieces	Sizes	Percent (%)
67	12 x 12	67
66	6 x 12	33



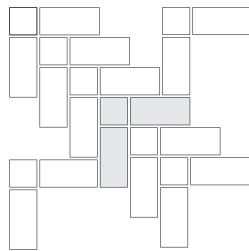
CORRIDOR STACKED

Pieces	Sizes	Percent (%)
160	6 x 12	80
80	6 x 6	20




CORRIDOR VERTICAL

Pieces	Sizes	Percent (%)
100	6 x 12	50
200	6 x 6	50



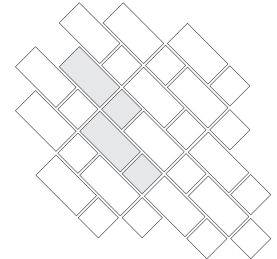
HERRINGBONE INSERTED

Pieces	Sizes	Percent (%)
160	6 x 12	80
80	6 x 6	20




HOPSCOTCH

Pieces	Sizes	Percent (%)
80	12 x 12	80
80	6 x 6	20




LACEWORK

Pieces	Sizes	Percent (%)
133	6 x 12	67
133	6 x 6	33




PINWHEEL

Pieces	Sizes	Percent (%)
100	6 x 12	50
200	6 x 6	50



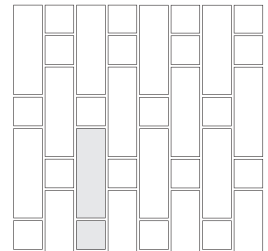
MULTI-PINWHEEL

Pieces	Sizes	Percent (%)
64	12 x 12	64
144	6 x 6	36



STEPPINGSTONE

Pieces	Sizes	Percent (%)
44	12 x 12	44
222	6 x 6	56

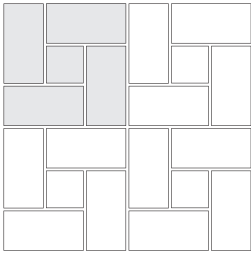


TIC TAC PATTERN

Pieces	Sizes	Percent (%)
83	6-1/2 x 6-1/2	25
83	6-1/2 x 20	75

TILE PATTERN GUIDE

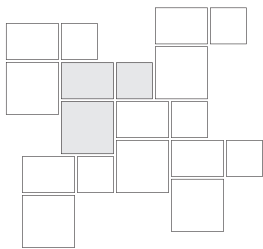
TWO TILE PATTERNS (continued)



WINDMILL

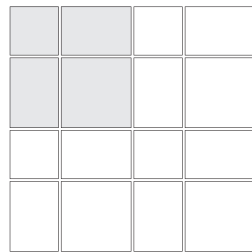
Pieces	Sizes	Percent (%)
178	6 x 12	89
44	6 x 6	11

THREE TILE PATTERNS




BLOCK

Pieces	Sizes	Percent (%)
14	24 x 24	57
14	12 x 24	29
14	12 x 12	14



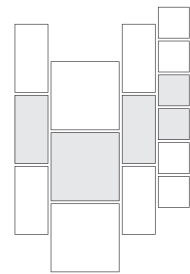
BLOCK TRELLIS

Pieces	Sizes	Percent (%)
11	24 x 24	44
22	12 x 24	44
11	12 x 12	11




BROKEN JOINT

Pieces	Sizes	Percent (%)
14	24 x 24	57
14	12 x 24	29
14	12 x 12	14



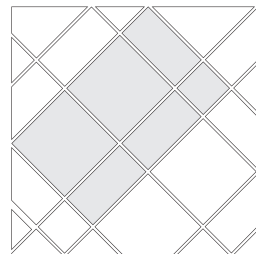
CORRIDOR LAYERED

Pieces	Sizes	Percent (%)
40	12 x 12	40
80	6 x 12	40
80	6 x 6	20



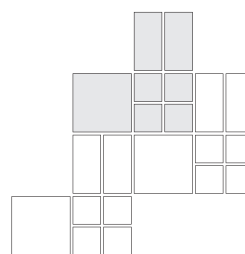
CORRIDOR MODULAR

Pieces	Sizes	Percent (%)
40	12 x 12	40
80	6 x 12	40
80	6 x 6	20




DIAMOND CORRIDOR

Pieces	Sizes	Percent (%)
7	12 x 12	7
20	12 x 24	40
13	24 x 24	53



DIVISIBLE

Pieces	Sizes	Percent (%)
33	12 x 12	33
67	6 x 12	33
134	6 x 6	34

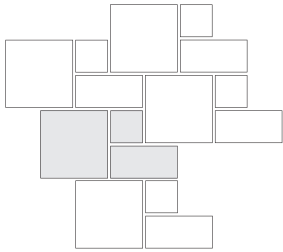


MODULAR RECTANGLE

Pieces	Sizes	Percent (%)
17	18 x 18	38
33	12 x 12	33
119	6 x 6	29


TILE PATTERN GUIDE

THREE TILE PATTERNS (continued)



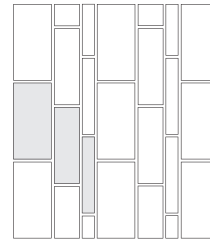
PLAIN WEAWE

Pieces	Sizes	Percent (%)
57	12 x 12	57
57	6 x 12	29
57	6 x 6	14



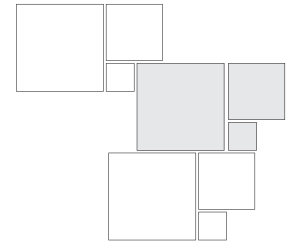
SOLDIERED

Pieces	Sizes	Percent (%)
25	12 x 12	25
100	6 x 12	50
100	6 x 6	25



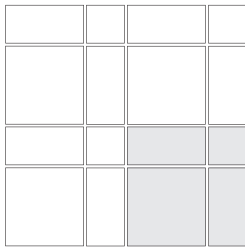
**STAGGERED VERTICAL
BRICK-JOINT**

Pieces	Sizes	Percent (%)
25	12 x 24	50
25	8 x 24	33
25	4 x 24	17



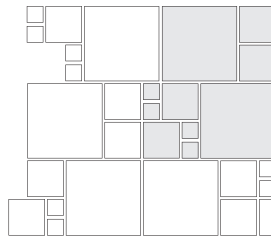
TRIAD HOPSCOTCH

Pieces	Sizes	Percent (%)
29	18 x 18	64
29	12 x 12	29
29	6 x 6	7




TRELLIS

Pieces	Sizes	Percent (%)
44	12 x 12	44
88	6 x 12	44
44	6 x 6	11




TIP TOE

Pieces	Sizes	Percent (%)
31	6 x 6	7
31	12 x 12	31
15	24 x 24"	62



VECTORED

Pieces	Sizes	Percent (%)
30	12 x 12	30
120	6 x 12	59
45	6 x 6	11

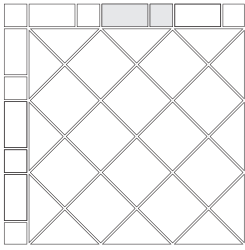


VERTICAL BLOCK

Pieces	Sizes	Percent (%)
30	2 x 24	10
15	12 x 24	30
15	24 x 24	60


TILE PATTERN GUIDE

BORDERS KEY



ALTERNATING BORDER


Pieces	Sizes	Percent (%)
133	6 x 12	67
133	6 x 6	33



BORDER INSET


Pieces	Sizes	Percent (%)
160	6 x 3	20
1280	3 x 3	80

LARGE FORMAT PATTERNS




GRID

Sizes	Percent (%)
4 x 24 6 x 36	100
6 x 24 9 x 36	
12 x 24 18 x 36	
12 x 48	
24 x 48	



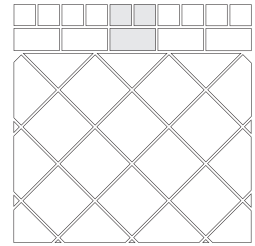
VERTICAL BRICK-JOINT

Sizes	Percent (%)
4 x 24 6 x 36	100
6 x 24 9 x 36	
12 x 24 18 x 36	
12 x 48	
24 x 48	



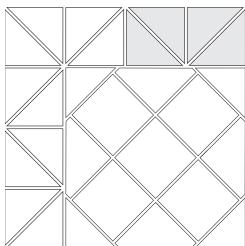
DIAMOND BORDER

Pieces	Sizes	Percent (%)
400	6 x 6	100



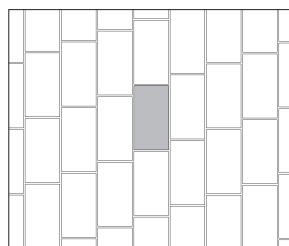
T-CROSS BORDER

Pieces	Sizes	Percent (%)
100	6 x 12	50
200	6 x 6	50



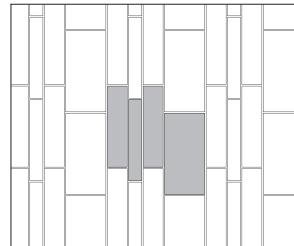
ZIGZAG BORDER

Pieces	Sizes	Percent (%)
100	12 x 12	100



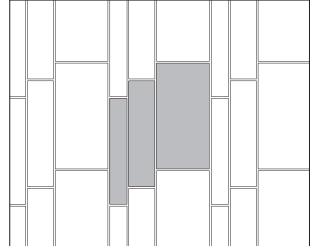
**VERTICAL BRICK-JOINT
(STEPPED)**

Sizes	Percent (%)
4 x 24 6 x 36	100
6 x 24 9 x 36	
12 x 24 12 x 48	
24 x 48	



**STAGGERED VERTICAL
BRICK-JOINT**

Pieces	Sizes	Percent (%)
22	4 x 24	14
44	6 x 24	43
22	12 x 24	43




**STAGGERED VERTICAL
BRICK-JOINT**

Pieces	Sizes	Percent (%)
27	4 x 24	18
27	6 x 24	27
27	12 x 24	55

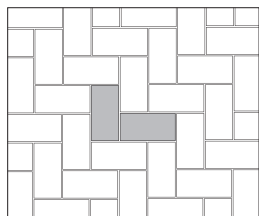
TILE PATTERN GUIDE

LARGE FORMAT PATTERNS (continued)



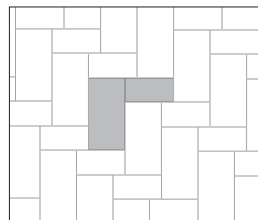
HERRINGBONE

Pieces	Sizes	Percent (%)
27	6 x 36	40
27	9 x 36	60



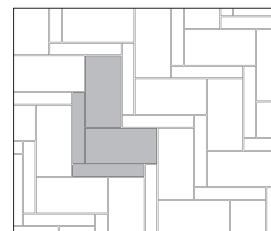
HERRINGBONE

Sizes		Percent (%)
4 x 24	6 x 36	100
6 x 24	9 x 36	
10 x 20	18 x 36	
12 x 24	12 x 48	
24 x 48		




HERRINGBONE

Pieces	Sizes	Percent (%)
16	12 x 24	32
16	18 x 36	68



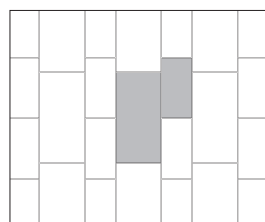
HERRINGBONE

Pieces	Sizes	Percent (%)
21	4 x 24	14
21	12 x 48	86



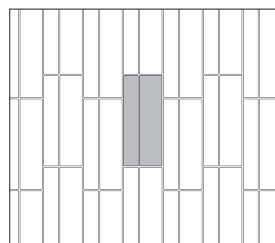
HERRINGBONE INSERTED

Pieces	Sizes	Percent (%)
11	12 x 12	11.11
11	24 x 48	88.89



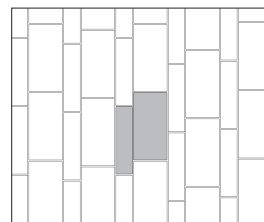
CORRIDOR

Pieces	Sizes	Percent (%)
16	12 x 24	30.77
16	18 x 36	69.23



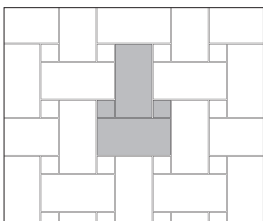
STAGGERED CORRIDOR

Pieces	Sizes	Percent (%)
34/9	6 x 24 / 12 x 48	33.33
34/9	12 x 24 / 24 x 48	66.67



STAGGERED CORRIDOR

Pieces	Sizes	Percent (%)
60/27	4 x 24 / 6 x 36	40
60/27	6 x 24 / 9 x 36	60



BASKETWEAVE

Pieces	Sizes	Percent (%)
11	12 x 12	11.11
11	24 x 48	88.89

