



AMERICAN OLEAN®

COLOR COMPLEMENTS™

P A T T E R N G U I D E

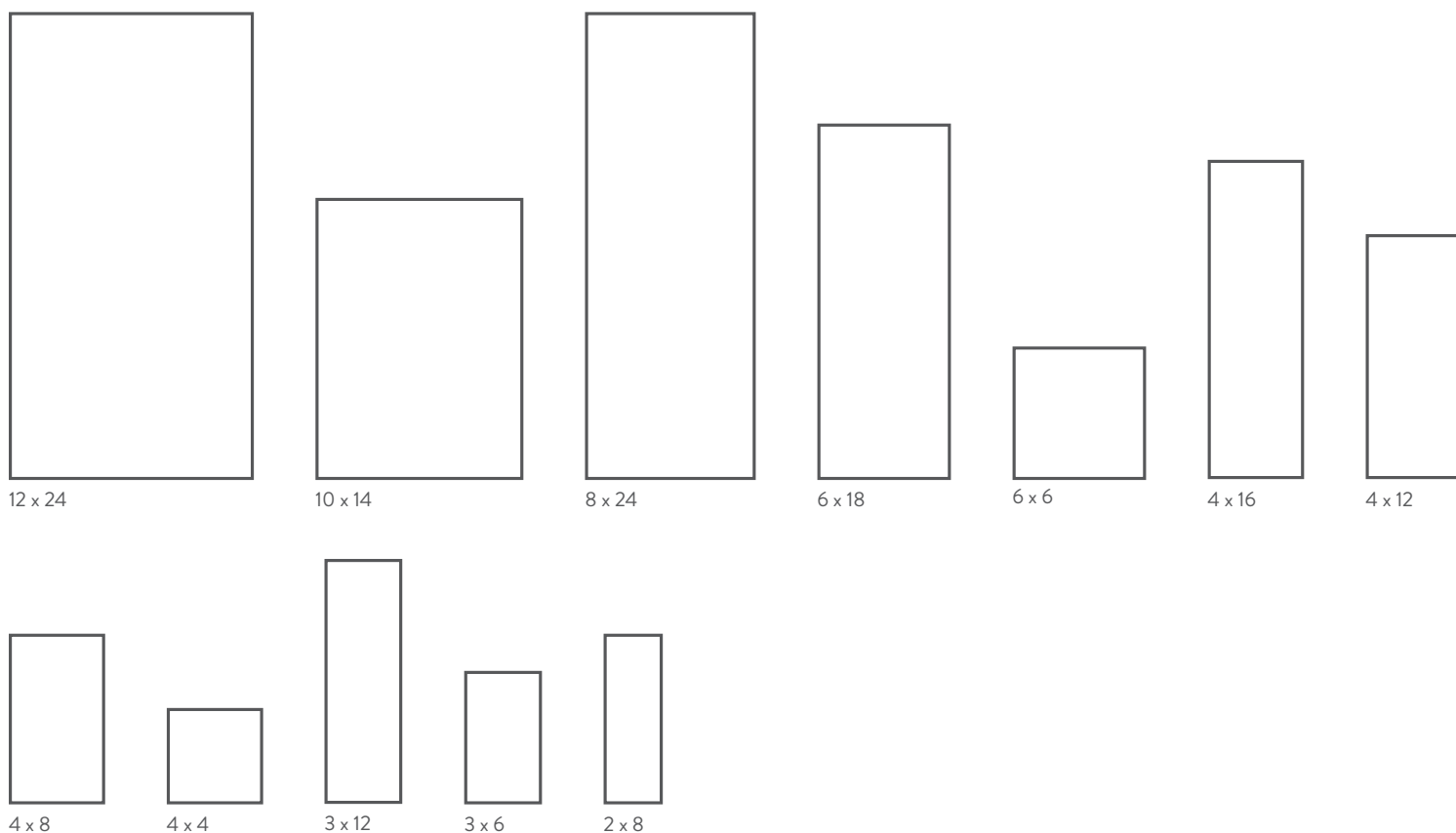


MAKE ANY DESIGN COME TO LIFE WITH COLOR COMPLEMENTS!

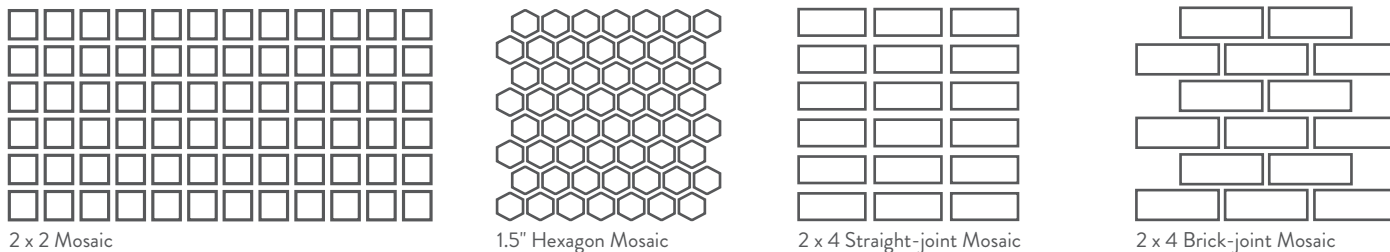
We can create a wall or mosaic tile color to match any item you choose.

Custom Color Complements is available in Glossy and Matte finishes and in more colors than you could ever imagine!

WALL TILE - SIZES



MOSAIC - SIZES*



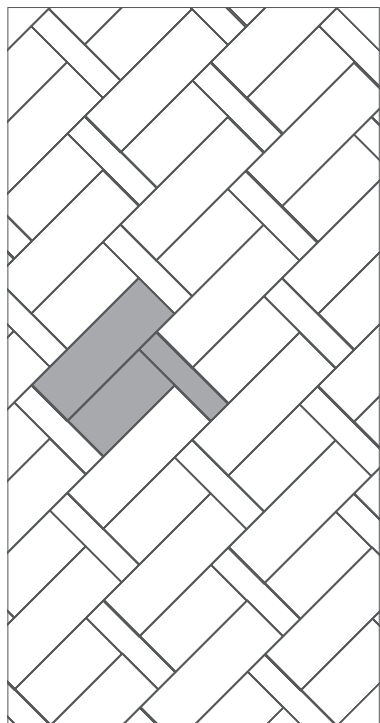
*Color Complements Mosaics can be ordered in patterns and blends on a made to order basis.

Cover photo features Color Complements™ Matte Carrara 3 x 6 on the front of the island and Merit™ Dark Grey, 12 x 24 on the floor.

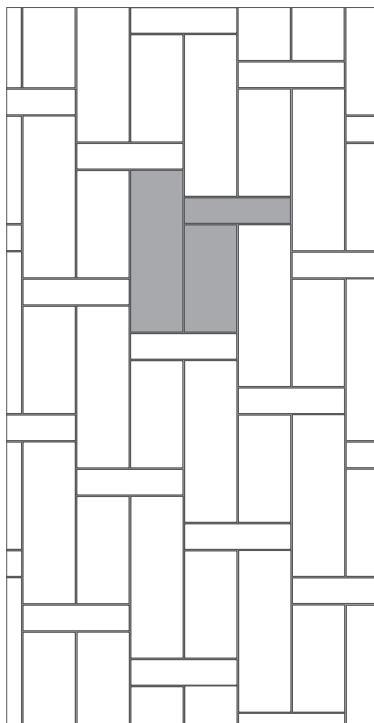


MONOCHROMATIC LOOK

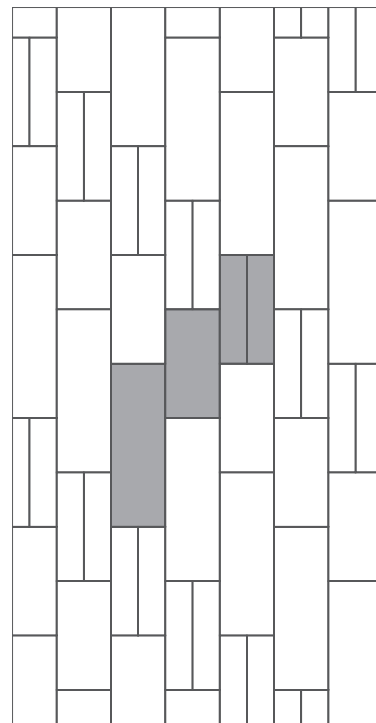
PATTERN DESIGNER




4 x 12 | 4 x 8 | 2 x 8



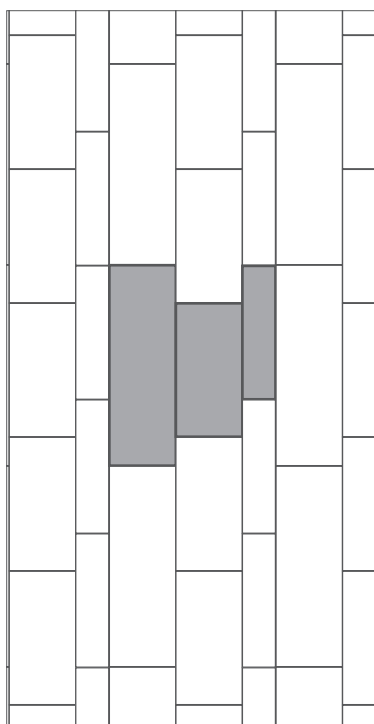
4 x 12 | 4 x 8 | 2 x 8



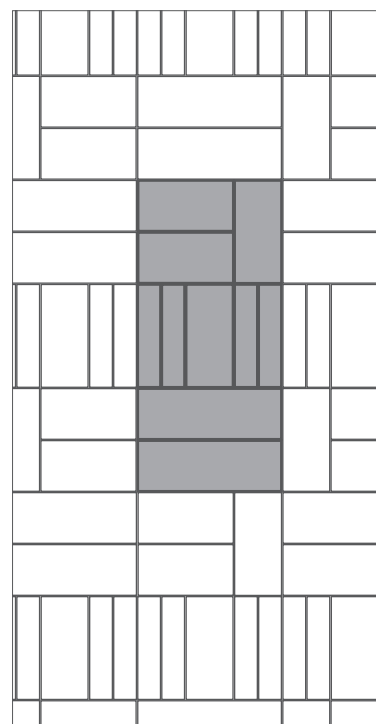
4 x 12 | 4 x 8 | 2 x 8



4 x 12 | 4 x 8 | 2 x 8



4 x 12 | 4 x 8 | 2 x 8

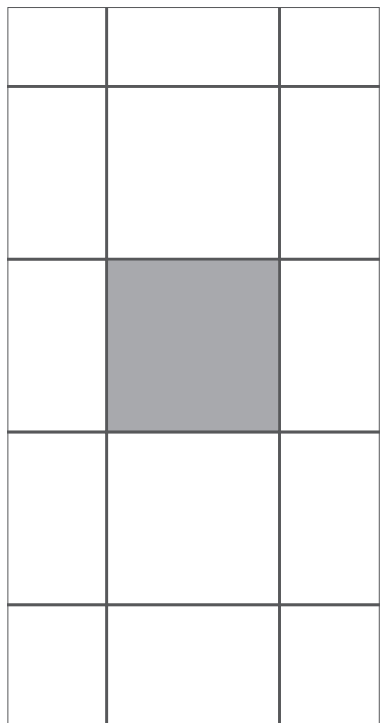


4 x 12 | 4 x 8 | 2 x 8

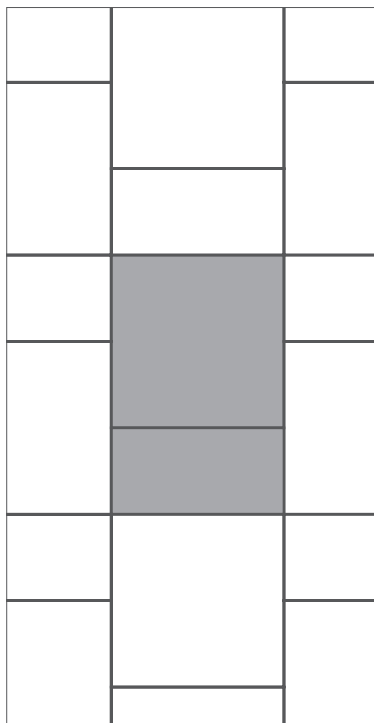


MONOCHROMATIC LOOK

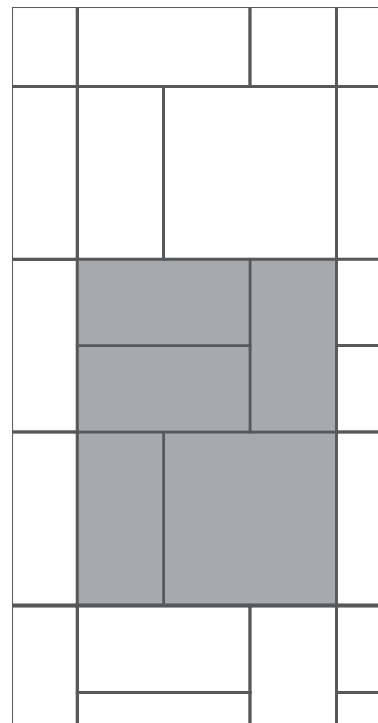
PATTERN DESIGNER



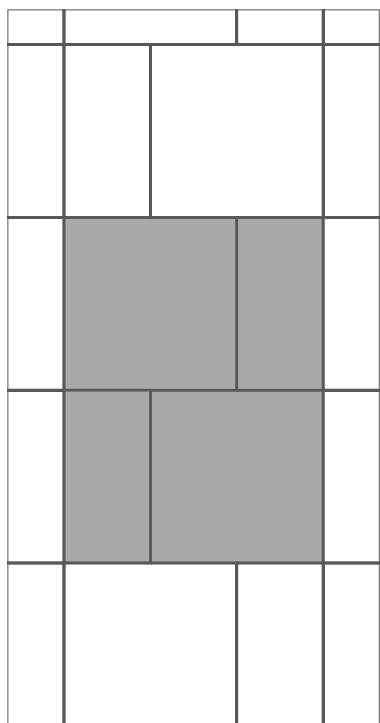
6 x 6 or 4 x 4



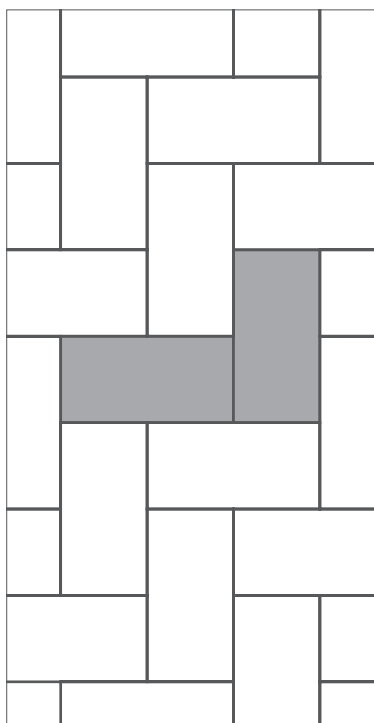
6 x 6 | 3 x 6



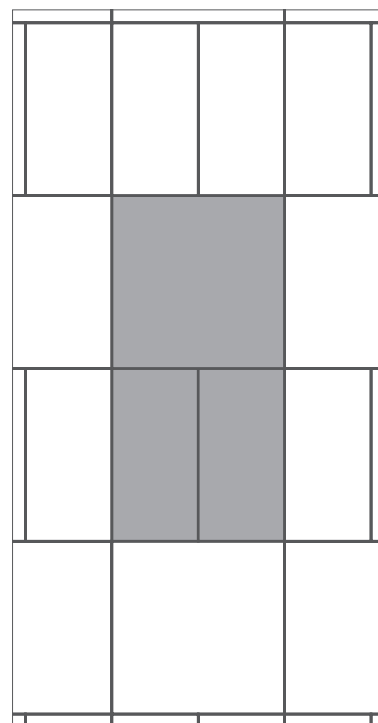
6 x 6 | 3 x 6



6 x 6 | 3 x 6



4 x 8 or 3 x 6

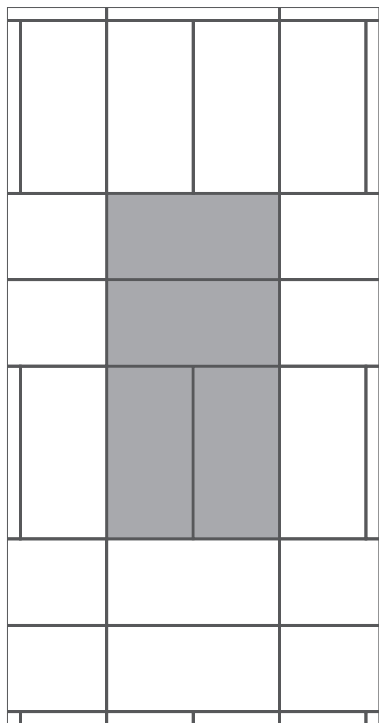


6 x 6 | 3 x 6

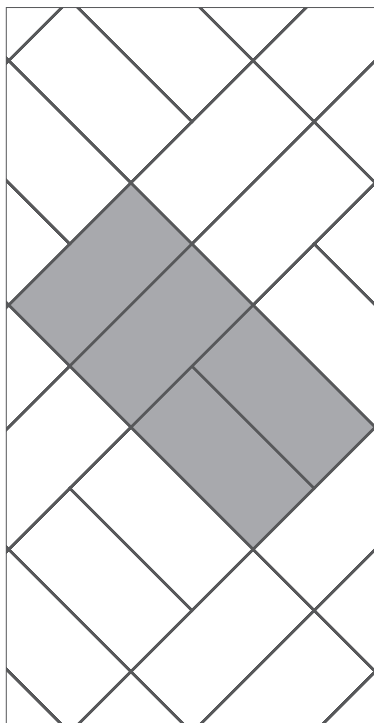


MONOCHROMATIC LOOK

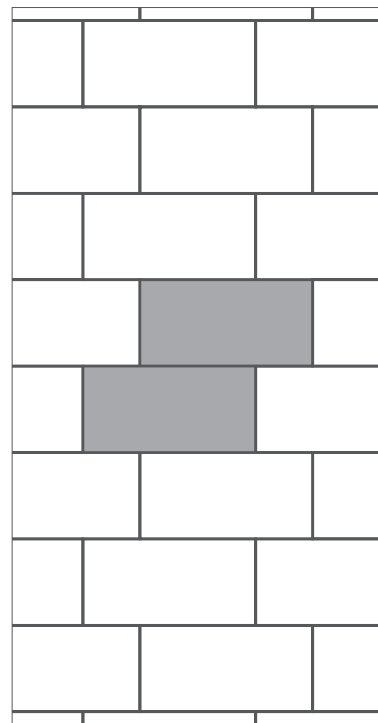
PATTERN DESIGNER



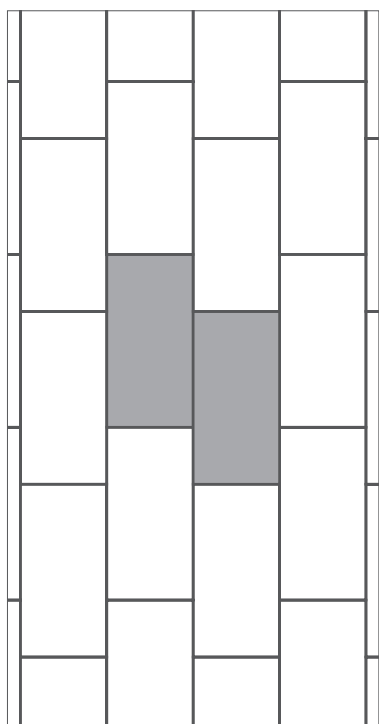
4 x 8 or 3 x 6



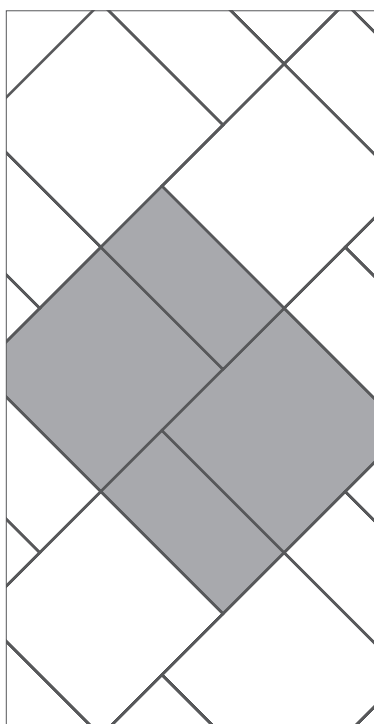
4 x 8 or 3 x 6



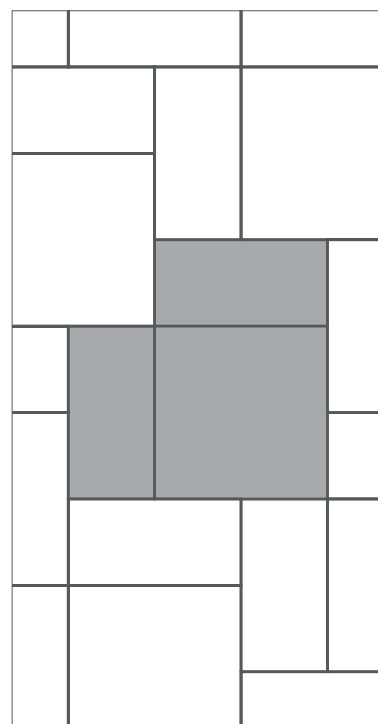
12 x 24 or 4 x 8 or 3 x 6



12 x 24 or 4 x 8 or 3 x 6



6 x 6 | 3 x 6

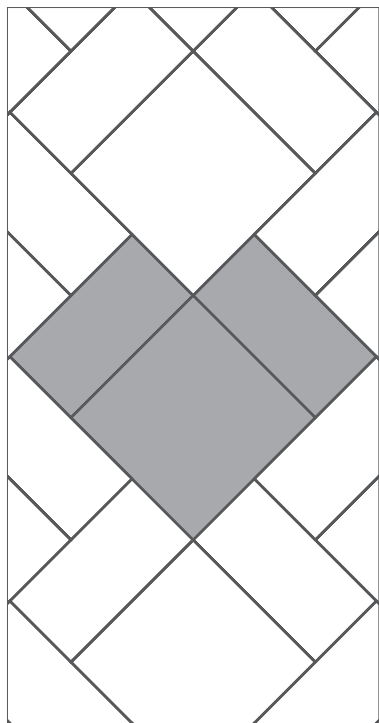


6 x 6 | 3 x 6

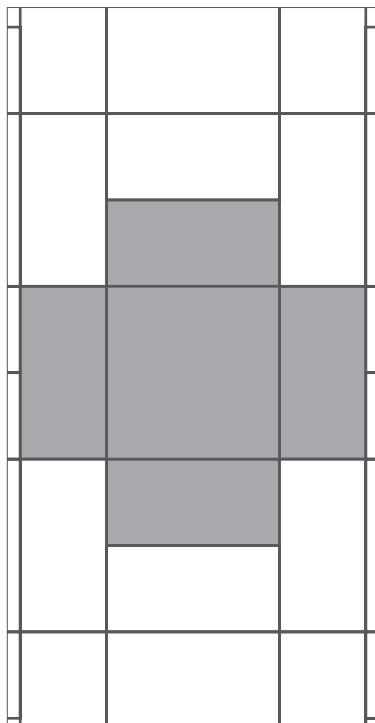


MONOCHROMATIC LOOK

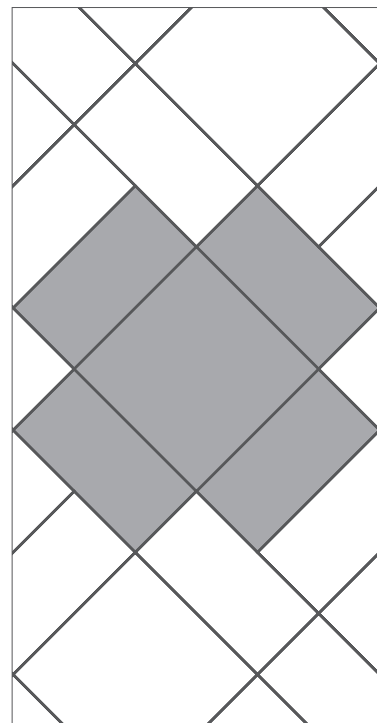
PATTERN DESIGNER



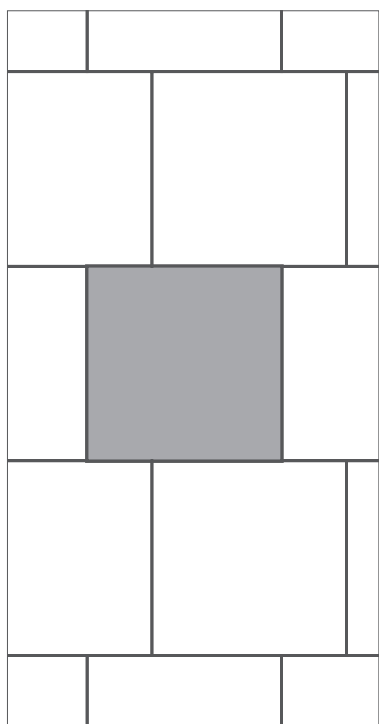
6 x 6 | 3 x 6



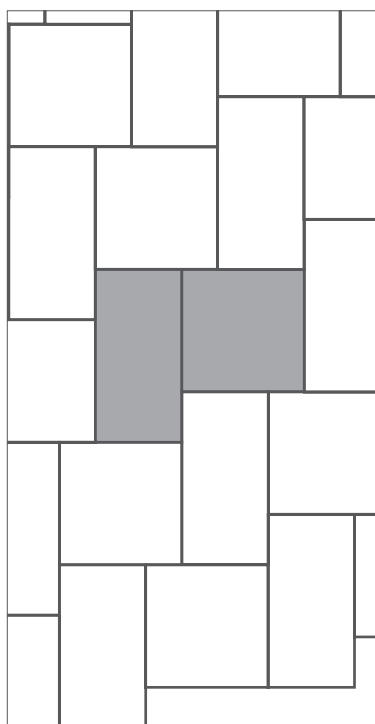
6 x 6 | 3 x 6



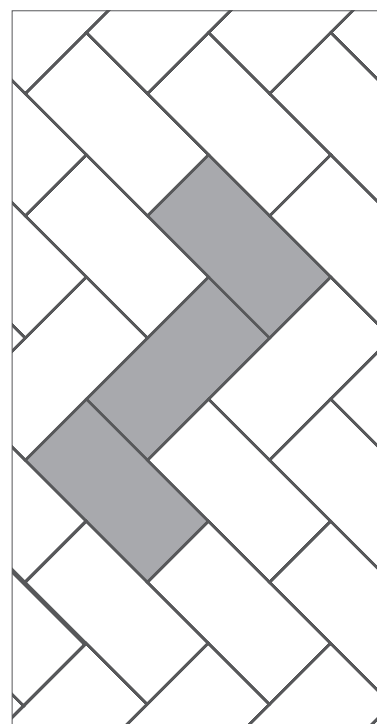
6 x 6 | 3 x 6



6 x 6 or 4 x 4



3 x 6 | 4 x 4

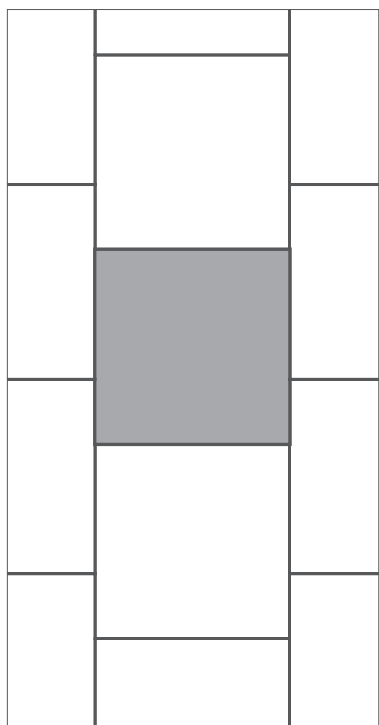


4 x 8 or 3 x 6




MONOCHROMATIC LOOK

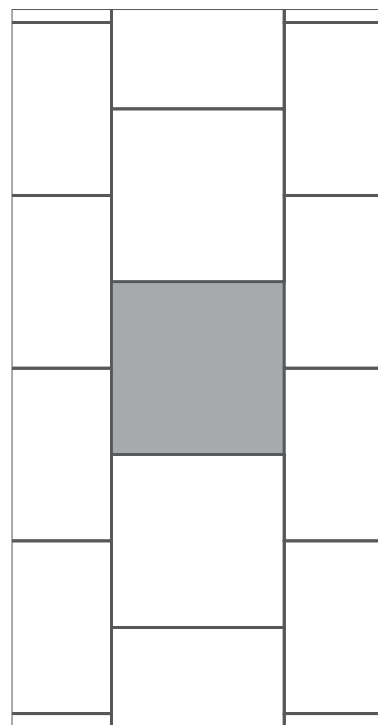
PATTERN DESIGNER



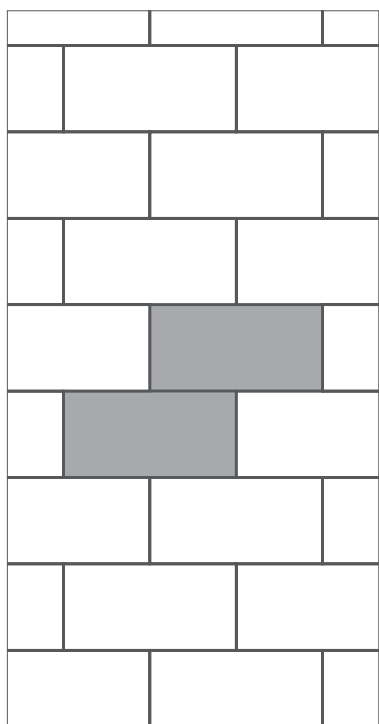
6 x 6 | 3 x 6



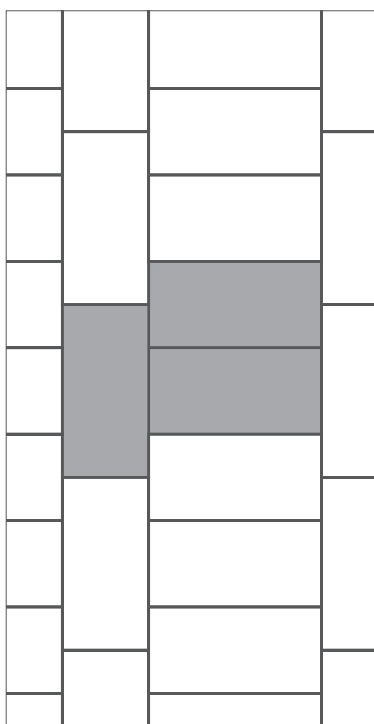
6 x 6 or 4 x 4



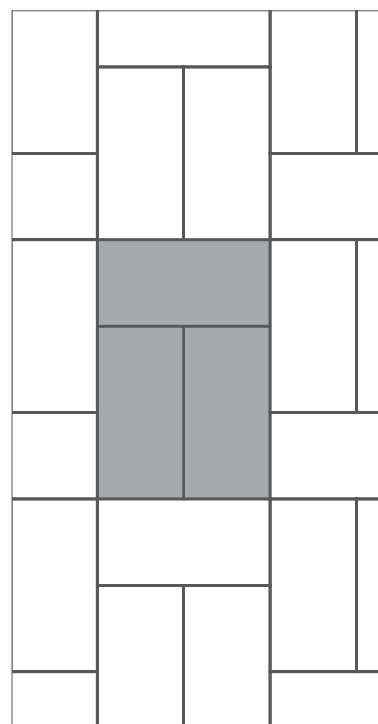
6 x 6 or 4 x 4



4 x 8 or 3 x 6



4 x 8 or 3 x 6




4 x 8 or 3 x 6

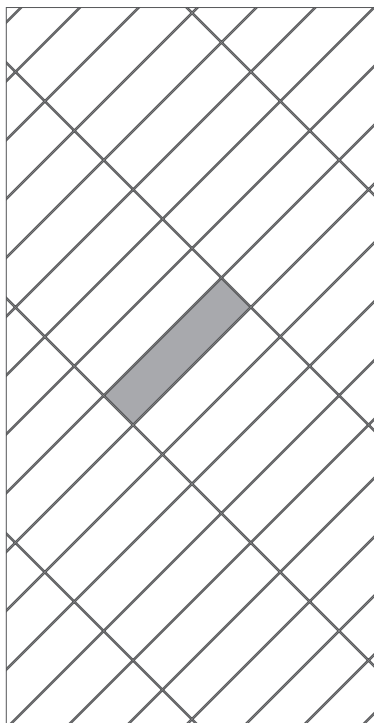


MONOCHROMATIC LOOK


PATTERN DESIGNER



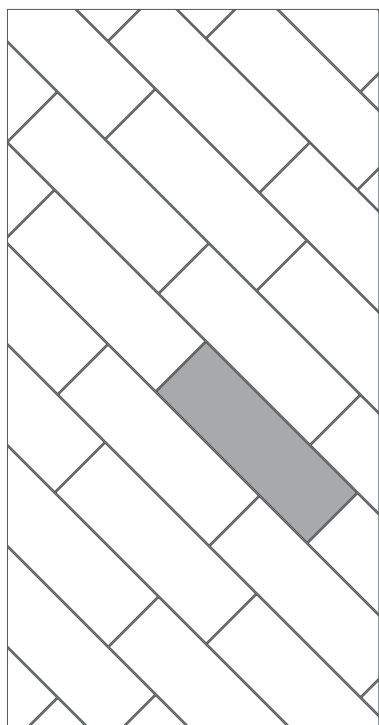
4 x 16 or 3 x 12




4 x 16 or 3 x 12



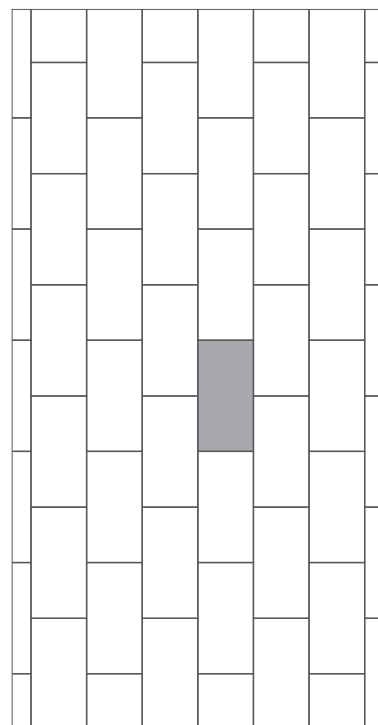
8 x 24 or 6 x 18 or 4 x 12



8 x 24 or 6 x 18 or 4 x 12



4 x 8 or 3 x 6

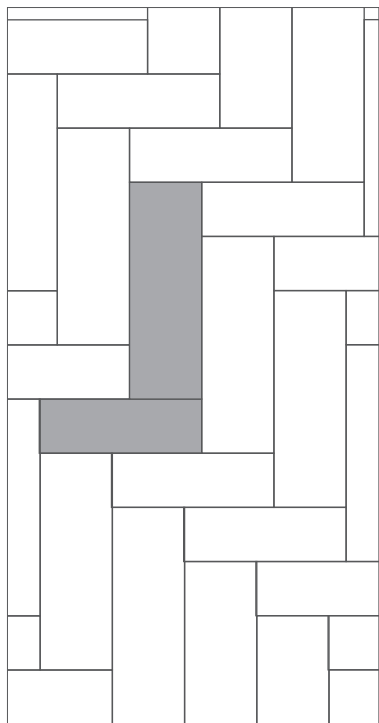


4 x 8 or 3 x 6




MONOCHROMATIC LOOK

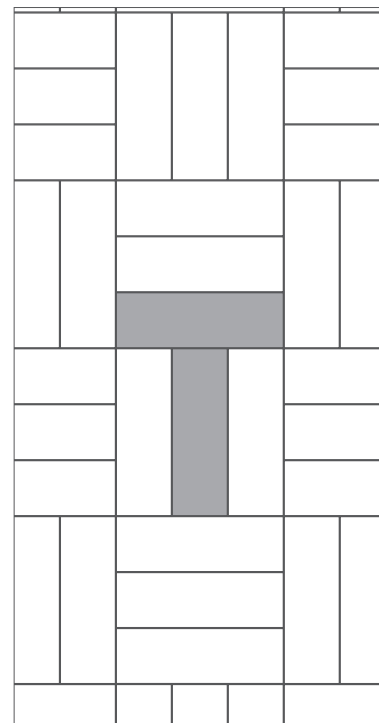
PATTERN DESIGNER




6 x 18 | 8 x 24



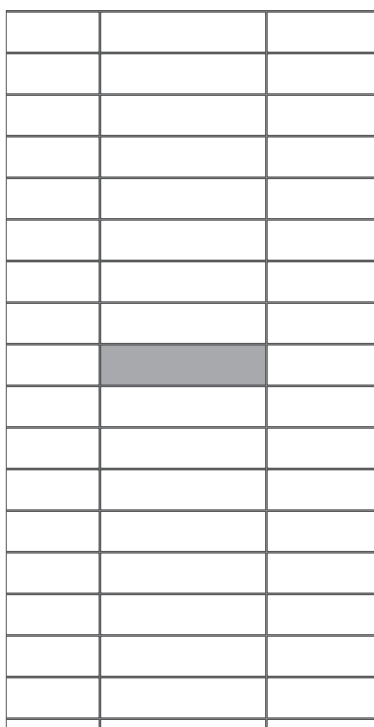
6 x 18 | 8 x 24



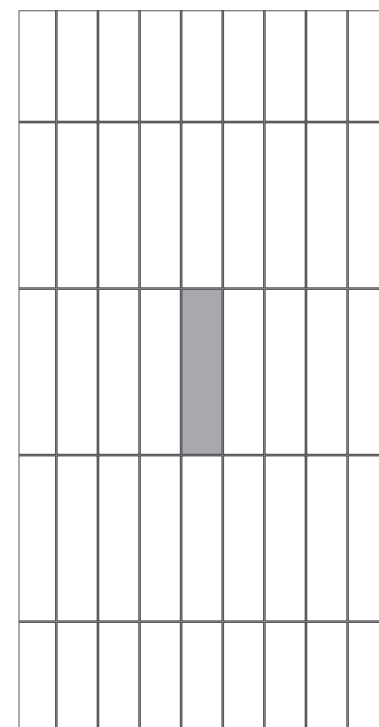
8 x 24



8 x 24



4 x 16 or 3 x 12

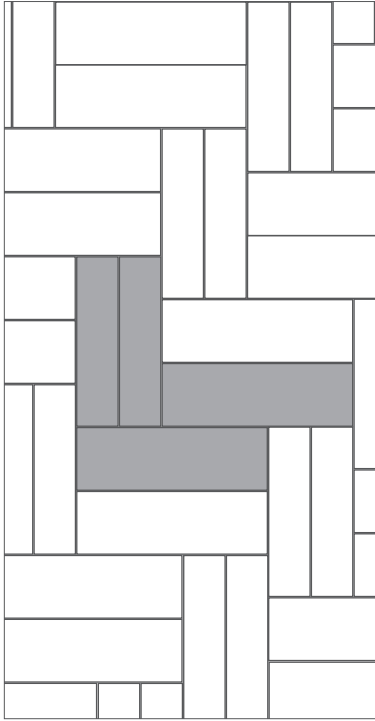


4 x 16 or 3 x 12

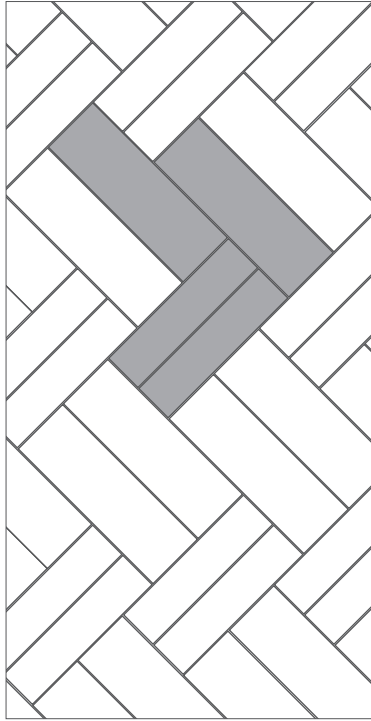


MONOCHROMATIC LOOK

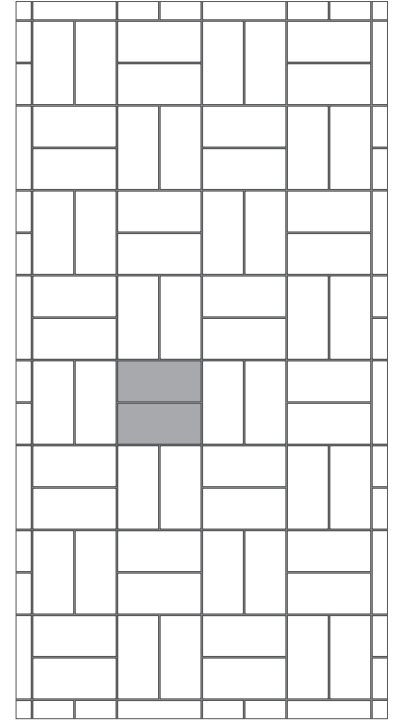
PATTERN DESIGNER



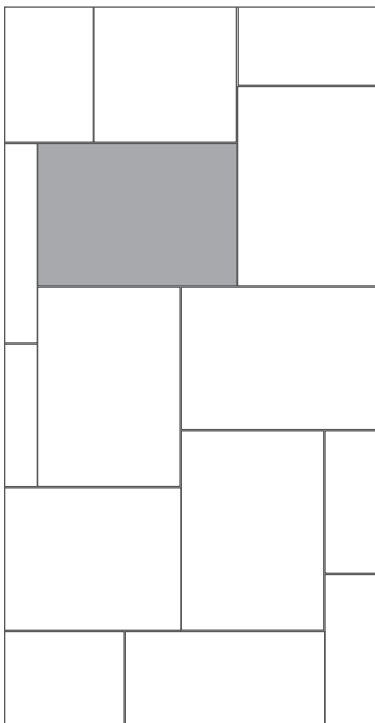
4 x 16 | 6 x 18



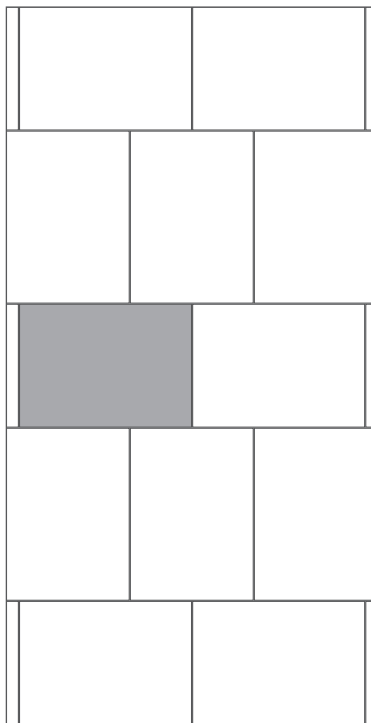
4 x 16 | 6 x 18



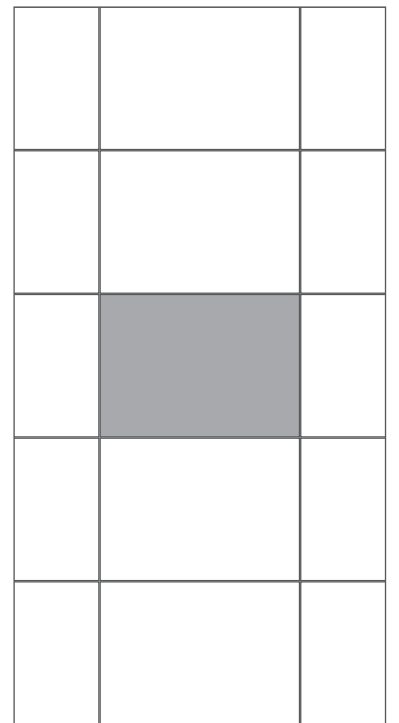
4 x 8 or 3 x 6



10 x 14



10 x 14



10 x 14




2 x 2 Standard Patterns

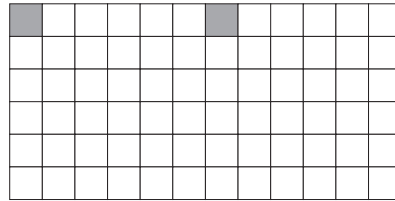
FIELD PATTERNS

2 x 2 standard patterns and borders could be mounted on a 12" x 12" or 12" x 24" sheet.
Mounting on a 12" x 12" sheet will not affect or alter the design.


MONOCHROMATIC LOOK




DP3001 □ 99% ■ 1%



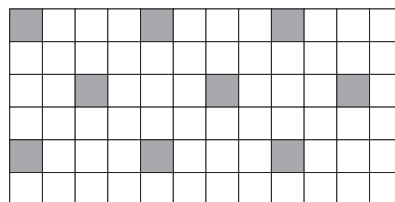
DP3002 □ 97% ■ 3%




DP3003 □ 92% ■ 8%




DP3004 □ 89% ■ 11%



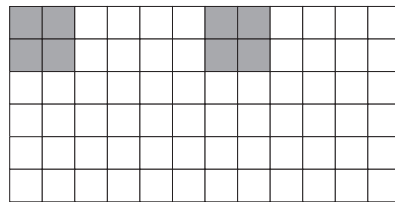
DP3005* □ 87% ■ 13%



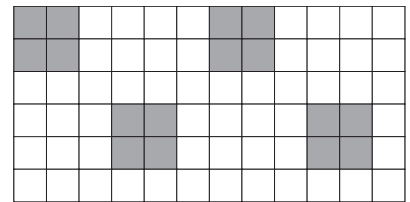
DP3006 □ 75% ■ 25%



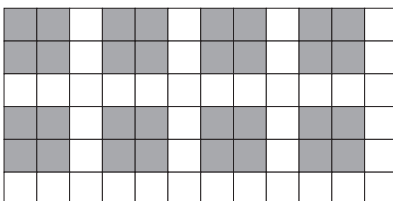
DP3007 □ 50% ■ 50%




DP3008 □ 89% ■ 11%



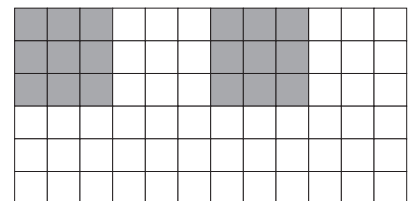
DP3009 □ 78% ■ 22%




DP3010 □ 56% ■ 44%



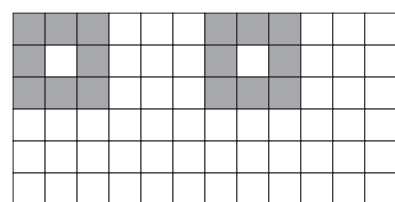
DP3011* □ 50% ■ 50%




DP3012 □ 75% ■ 25%




DP3013 □ 50% ■ 50%



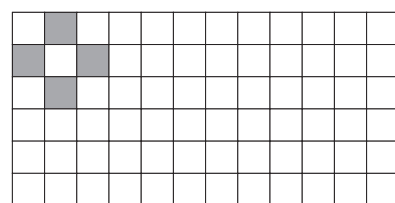
DP3014 □ 78% ■ 22%



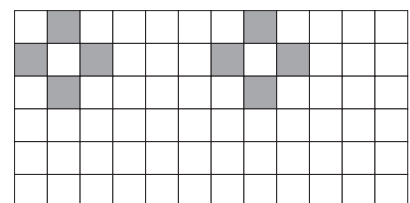
DP3015* □ 93% ■ 7%



DP3016 □ 72% ■ 28%



DP3017* □ 94% ■ 6%



DP3018 □ 89% ■ 11%




2 x 2 Standard Patterns

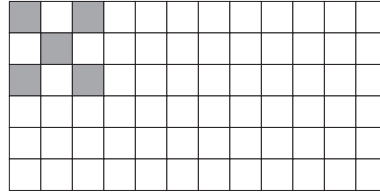
FIELD PATTERNS

2 x 2 standard patterns and borders could be mounted on a 12" x 12" or 12" x 24" sheet.
Mounting on a 12" x 12" sheet will not affect or alter the design.

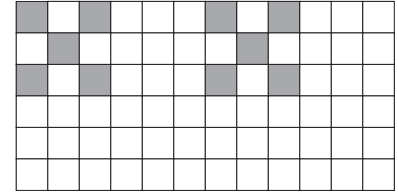
MONOCHROMATIC LOOK




DP3019 □ 78% ■ 22%




DP3020* □ 93% ■ 7%




DP3021 □ 86% ■ 14%




DP3022 □ 78% ■ 22%




DP3023 □ 67% ■ 33%




DP3024 ■ 3% □ 83% ■ 14%




DP3025 ■ 8% □ 75% ■ 17%




DP3027* ■ 12% □ 76% ■ 12%




DP3028 ■ 3% ■ 17% □ 63% ■ 17%



DP3029 ■ 69% □ 28% ■ 3%




DP3032 ■ 44% □ 44% ■ 12%

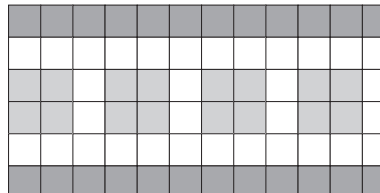


SP8202 □ 6% ■ 94%


BORDER PATTERNS



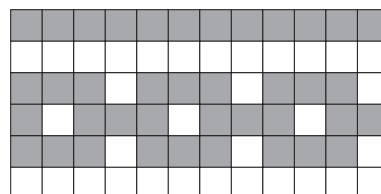
DB3501 □ 50% ■ 50%



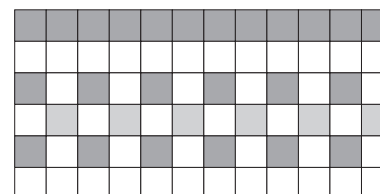
DB3502 ■ 17% □ 50% ■ 33%




DB3503 ■ 33% □ 45% ■ 22%



DB3505 □ 46% ■ 54%



DB3506 ■ 8% □ 59% ■ 33%



DB3508 □ 3% ■ 14% ■ 8% □ 58% ■ 17%




2 x 2 Standard Patterns


BORDER PATTERNS

2 x 2 standard patterns and borders could be mounted on a 12" x 12" or 12" x 24" sheet.
Mounting on a 12" x 12" sheet will not affect or alter the design.

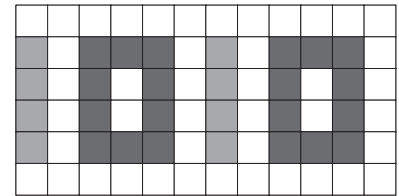
MONOCHROMATIC LOOK




DB3510 ■ 29% □ 42% ■ 29%



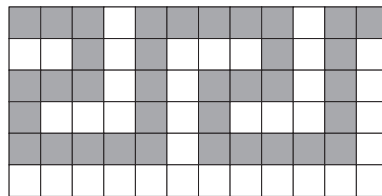
DB3513 ■ 11% □ 64% ■ 25%




SB1201 ■ 28% ■ 11% □ 61%




SB1204 ■ 50% □ 50%




SB1205 ■ 50% □ 50%




SB1207 ■ 42% □ 58%




SB1209 ■ 17% ■ 33% □ 50%



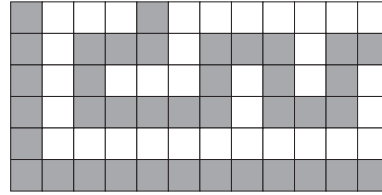
SB1210 ■ 58% □ 42%



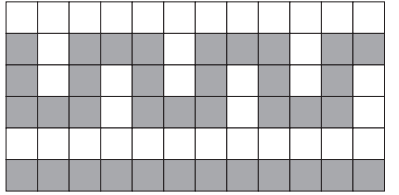
SB1211 ■ 34% ■ 22% □ 44%



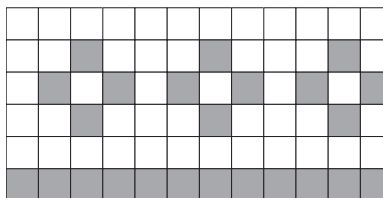
SB1212 ■ 37% ■ 17% □ 46%



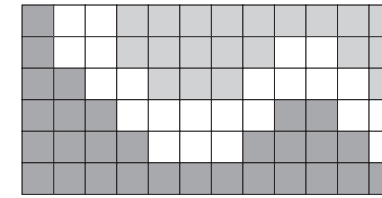
DB3511CORNER □ 47% ■ 53%



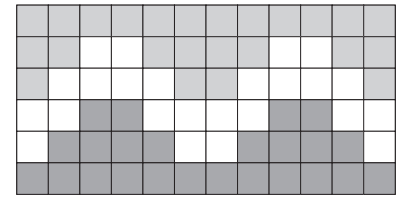
DB3511BORDER □ 50% ■ 50%



SB1213 ■ 33% □ 67%



DB3514 CORNER □ 28% □ 32% ■ 40%




DB3514 BORDER □ 33% □ 34% ■ 33%




MONOCHROMATIC LOOK


1-1/2" Hexagon Mosaic Patterns




15HEX DOT | ○ (87%) ● (13%)




15HEX ROSETTE | ○ (62%) ● (38%)




SP0115HEX | ○ (60%) ● (40%)




15HEX FLOWER | ○ (33%) ● (67%)



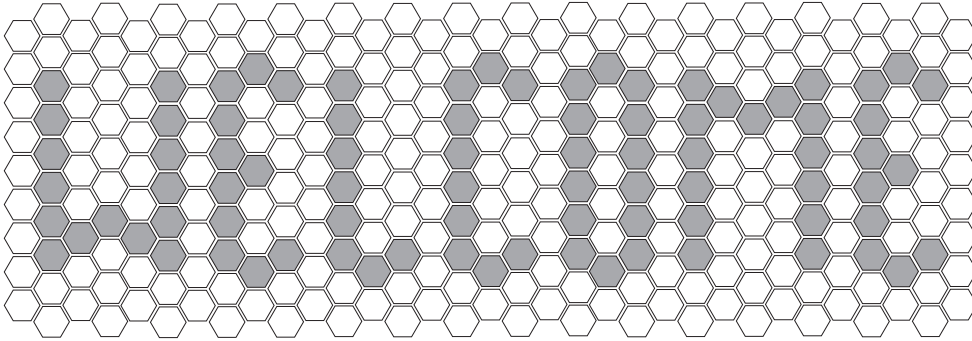
SP0215HEX | ○ (56%) ● (44%)



SP0315HEX | ○ (68%) ● (32%)




15HEX RHOMBUS | ○ (38%) ● (62%)




Background = _____ Welcome = _____




2 x 4 Straight-Joint Mosaic Patterns



SP0124 | (34%) (66%)




SP0224 | (50%) (50%)




SP0324 | (25%) (75%)




SP0424 | (50%) (50%)




SP0524 | (34%) (66%)




SP0624 | (34%) (66%)



SP0724 | (34%) (66%)



SP0824 | (44%) (56%)

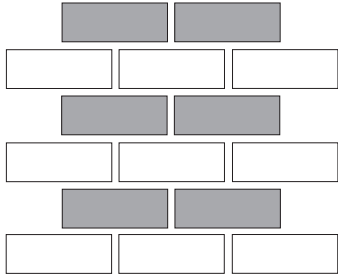


SP0924 | (66%) (34%)

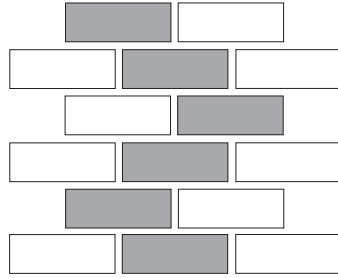


MONOCHROMATIC LOOK

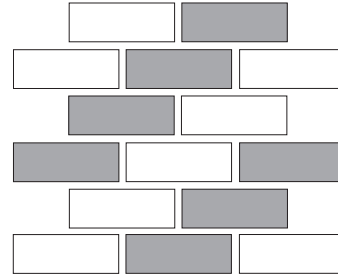
2 x 4 Brick-Joint Mosaic Patterns



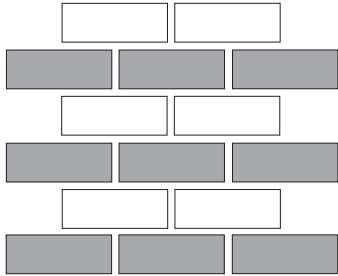
SP0124BJ | □ (60%) ■ (40%)



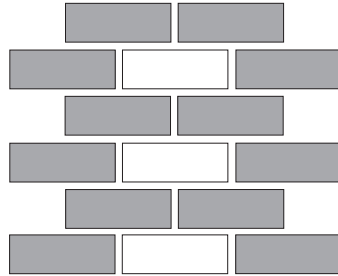
SP0224BJ | □ (60%) ■ (40%)



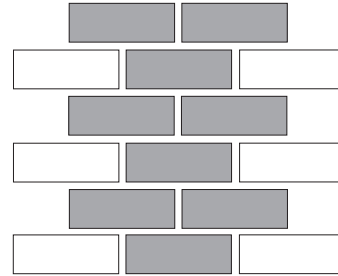
SP0324BJ | □ (54%) ■ (46%)




SP0424BJ | □ (40%) ■ (60%)



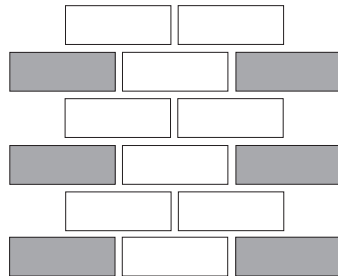
SP0524BJ | □ (20%) ■ (80%)




SP0624BJ | □ (40%) ■ (60%)




SP0724BJ | □ (40%) ■ (60%)



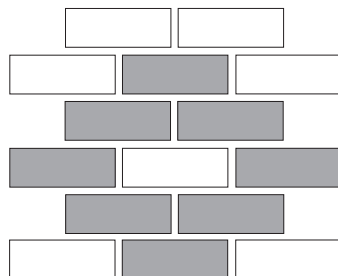
SP0824BJ | □ (60%) ■ (40%)



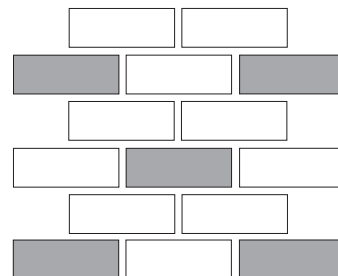
SP0924BJ | □ (60%) ■ (40%)



SP1024BJ | □ (60%) ■ (40%)



SP1124BJ | □ (54%) ■ (46%)



SP1224BJ | □ (66%) ■ (34%)




Order Form

The grids below represent a single standard sized sheet. The following grids are for working with modifications of standard tile patterns or original tile patterns. Single sheet repeat patterns offer the biggest savings from both a manufacturing and installation standpoint.

Specify color choices by clearly detailing all placements in the grid using an appropriate code to represent the desired pattern. (For example, color #1 = X, color #2 = +, color #3 = O, etc.)

Please photocopy this form and use it to submit custom patterns. All orders or questions may be submitted to your local American Olean representative.

1-1/2" HEXAGON MOSAIC



STORE _____

CUSTOMER NAME _____

DATE _____

PATTERN CODING

_____ COLOR _____ %

_____ COLOR _____ %

_____ COLOR _____ %

_____ COLOR _____ %

_____ COLOR _____ %

_____ COLOR _____ %

NOTES



Order Form

The grids below represent a single standard sized sheet. The following grids are for working with modifications of standard tile patterns or original tile patterns. Single sheet repeat patterns offer the biggest savings from both a manufacturing and installation standpoint.

Specify color choices by clearly detailing all placements in the grid using an appropriate code to represent the desired pattern. (For example, color #1 = X, color #2 = +, color #3 = O, etc.)

Please photocopy this form and use it to submit custom patterns. All orders or questions may be submitted to your local American Olean representative.

2 x 4 STRAIGHT-JOINT MOSAIC

STORE _____

CUSTOMER NAME _____

DATE _____

PATTERN CODING

_____ COLOR _____ %

_____ COLOR _____ %

_____ COLOR _____ %

_____ COLOR _____ %

_____ COLOR _____ %

_____ COLOR _____ %

NOTES



Order Form

The grids below represent a single standard sized sheet. The following grids are for working with modifications of standard tile patterns or original tile patterns. Single sheet repeat patterns offer the biggest savings from both a manufacturing and installation standpoint.

Specify color choices by clearly detailing all placements in the grid using an appropriate code to represent the desired pattern. (For example, color #1 = X, color #2 = +, color #3 = O, etc.)

Please photocopy this form and use it to submit custom patterns. All orders or questions may be submitted to your local American Olean representative.

2 x 4 BRICK-JOINT MOSAIC

STORE _____

CUSTOMER NAME _____

DATE _____

PATTERN CODING

_____ COLOR _____ %

_____ COLOR _____ %

_____ COLOR _____ %

_____ COLOR _____ %

_____ COLOR _____ %

_____ COLOR _____ %

NOTES



Order Form

The grids below represent a single standard sized sheet. The following grids are for working with modifications of standard tile patterns or original tile patterns. Single sheet repeat patterns offer the biggest savings from both a manufacturing and installation standpoint.

Specify color choices by clearly detailing all placements in the grid using an appropriate code to represent the desired pattern. (For example, color #1 = X, color #2 = +, color #3 = O, etc.)

Please photocopy this form and use it to submit custom patterns. All orders or questions may be submitted to your local American Olean representative.

2 x 2 MOSAIC

STORE _____

CUSTOMER NAME _____

DATE _____

PATTERN CODING

_____ COLOR _____ %

_____ COLOR _____ %

_____ COLOR _____ %

_____ COLOR _____ %

_____ COLOR _____ %

_____ COLOR _____ %

NOTES
