

FLOOR

CONCRETE CHIC™
GLAZED PORCELAIN



Photo features Concrete Chic Current Cream 12 x 12 on the floor and steps.

CONCRETE CHIC™ GLAZED PORCELAIN FLOOR WITH REVEAL IMAGING®

Concrete Chic™ refreshes the popular stained cement aesthetic with updated graphics and a contemporary color palette in a product that is made in the U.S.A. with recycled content. At home in modern residential settings as well as commercial spaces, Concrete Chic is sure to capture attention.

CONCRETE CHIC™

GLAZED PORCELAIN FLOOR TILE



CURRENT CREAM CC65



TRENDY TAN CC66



ELEGANT GRAY CC67



STYLISH CHARCOAL CC68



VOGUE BROWN CC69





All or select items within this series meet the requirements for these qualifications. For more information visit americanolean.com.






Photo features Concrete Chic™ Elegant Gray 12 x 24 on the floor.

SIZES

			THICKNESS	SQ. FT./ CARTON	PIECES/ CARTON
	12 x 24 Floor Tile	11-13/16" x 23-13/16" (30.00 cm x 60.48 cm)	5/16"	15.60	8
	12 x 12 Floor Tile	11-13/16" x 11-13/16" (30.00 cm x 30.00 cm)	5/16"	14.40	15

TRIM

			NUMBER	PIECES/ CARTON
	Floor Bullnose	3 x 12	P-43C9	30
	Cove Base <input type="checkbox"/>	6 x 12	P-36C9TB	22
	Cove Base Outcorner <input type="checkbox"/>	6 x 1	PC-36C9TB	15

Cove base trim is intended to coordinate with floor tile in the standard 90-degree installation position.
Cove base and cove corner trim are suitable for non-freezing climates only.
 Ceramic body

INSTALLATION & PRICING

RECOMMENDED GROUT JOINT:

Floor: 3/16" (Overlap should not exceed 33% when installing tile with a length 15" or greater in a staggered brick-joint pattern.)

RELATIVE PRICING: Medium

SHADE VARIATION



PERFORMANCE CHARACTERISTICS

	ASTM#	FLOOR RESULT
Water Absorption	C373	< 0.5%
Breaking Strength	C648	> 275 lbs.
Scratch Hardness	MOHS	8.0
Chemical Resistance	C650	Resistant
Abrasion Resistance	C1027	3 (CC68, CC69) 4 (CC65, CC66, CC67)

For additional information on test results, visit us at: americanolean.com/information/TestResults.

USAGE

FLOORS	WALLS	COUNTERTOPS
F	W	C

APPLICATIONS

	TARGET DCOF WET	SUITABLE
Dry & Level – Interior Floor	N/A	●
Wet & Level – Interior Floor	≥ 0.42	●
Shower Floors (Residential or Light Commercial)	≥ 0.42	
Exterior Floor Applications (including pool decking & other wet areas with minimal footwear)	≥ 0.60	
Ramps & Inclines	≥ 0.65	
Walls/Backsplashes	N/A	●
Countertops	N/A	●
Pool Linings	N/A	

A DCOF value of ≥0.42 is the standard for tiles specified for level interior spaces expected to be walked upon when wet, as stated in ANSI A137.1-A326.3. For more information about DCOF and the DCOF AcuTest™, visit americanolean.com/DCOF.

APPLICATION NOTES:

Suitable for exterior applications in freezing and non-freezing climates, when proper installation methods are followed.

NOTES

Since there are variations in all fired ceramic and natural products, tile and trim supplied for your particular installation may not match samples. Final confirmation should be made from actual tiles and trim prior to installation. Manufactured in accordance with ANSI A137.1 standards.

Not for use on ramps. Water, oil, grease, improper drainage and certain footwear can create slippery conditions. Floor applications expected to be exposed to these conditions require extra caution in product selection.

For additional information refer to "Factors to Consider" at: americanolean.com/Factors.

Special consideration needs to be given when installing tiles greater than 15 inches. Please refer to americanolean.com/LargeTiles for more information. Use of a latex modified thin-set is recommended for installation. For more information, visit americanolean.com.