

ENTOURAGE™  
FELICITY™  
GLASS




Photo features Felicity Vintage Mint 3" Hexagonal Multi-Structured mosaic on the wall.

# ENTOURAGE™ FELICITY™ GLASS MOSAIC

## HEXAGONAL MULTI-STRUCTURED GLASS MOSAIC



PEARL C101



SILVER CLOUD C102



CLOUD CREAM C104



PLAZA TAUPE C105



VINTAGE MINT C107



FOUNTAIN BLUE C108



MINK C119



CHARCOAL GRAY C121

ENTOURAGE™ FELICITY™

### SIZES

			THICKNESS	SQ. FT./ CARTON	PIECES/ CARTON
	3" Hexagonal Multi-Structured Glass Mosaic ■	9-1/8" x 10-1/2" Sheet (23.30 cm x 27.00 cm Sheet)	5/16"	6.94	10

■ Mesh-mounted

### INSTALLATION & PRICING

RECOMMENDED GROUT JOINT:  
Mosaic: 1/8"

RELATIVE PRICING: High

SHADE VARIATION



### PERFORMANCE CHARACTERISTICS



	ASTM#	MOSAIC RESULT
Water Absorption	C373	< 0.5%
Breaking Strength	C648	> 100 lbs.
Scratch Hardness	MOHS	4.0
Chemical Resistance	C650	Resistant
Abrasion Resistance	C1027	N/A

For additional information on test results, visit us at: [americanolean.com/information/TestResults](http://americanolean.com/information/TestResults).

### USAGE

FLOORS	WALLS	COUNTERTOPS
		

### APPLICATIONS

	TARGET DCOF WET	SUITABLE
Dry & Level – Interior Floor	N/A	
Wet & Level – Interior Floor	≥ 0.42	
Shower Floors (Residential or Light Commercial)	≥ 0.42	
Exterior Floor Applications (including pool decking & other wet areas with minimal footwear)	≥ 0.60	
Ramps & Inclines	≥ 0.65	
Walls/Backsplashes	N/A	
Countertops	N/A	
Pool Linings	N/A	

A DCOF value of ≥0.42 is the standard for tiles specified for level interior spaces expected to be walked upon when wet, as stated in ANSI A137.1-A326.3. For more information about DCOF and the DCOF AcuTest™, visit [americanolean.com/DCOF](http://americanolean.com/DCOF).

#### APPLICATION NOTES:

Suitable for exterior applications in freezing and non-freezing climates, when proper installation methods are followed.

#### NOTES

For additional information refer to "Factors to Consider" at: [americanolean.com/Factors](http://americanolean.com/Factors).

Random visuals enhance the natural beauty of this product. To achieve optimal results, all tile should be selected from multiple cartons and shading and graphic arrangement planned prior to installation.

Since there are variations in all glass products, tile and trim supplied for your particular installation may not match samples. Final confirmation should be made from actual tiles and trim prior to installation. Manufactured in accordance with ANSI A137.2 standards.

Use of a white latex modified thin-set is recommended for installation.