

NEOCONCRETE™
COLORBODY™ PORCELAIN



Photo features Neoconcrete Medium Gray 24 x 24 Matte on the outside patio floor and Neospeck™ Medium Gray 24 x 24 Matte on the inside restaurant floor with Neoconcrete Medium Gray 3D Cube mosaic on the wall under roof overhang.

NEOCONCRETE™ COLORBODY™ PORCELAIN FLOOR & MOSAIC WITH STEPWISE™ TECHNOLOGY AND REVEAL IMAGING®

This concrete-look tile is one you can count on to deliver both style and safety in spaces that demand more. Five classic colors in two finishes come in large sizes, as well as a contemporary 3-D cube mosaic. Designed to coordinate with one of our favorite collections— Neospeck™, Neoconcrete completes the offering with a rectified Colorbody™ porcelain tile available with StepWise™ technology.

COLORBODY™ PORCELAIN FLOOR TILE (AVAILABLE IN MATTE* & LIGHT POLISHED)



WHITE NE10




BEIGE NE11



LIGHT GRAY NE12



MEDIUM GRAY NE13



CHARCOAL NE14

*StepWise™ technology available with matte finish only

COLORBODY™ PORCELAIN MOSAIC WITH STEPWISE™ TECHNOLOGY - MATTE♦



WHITE NE10




BEIGE NE11



LIGHT GRAY NE12



MEDIUM GRAY NE13



CHARCOAL NE14

‡ When compared to tile meeting ANSI Standards

♦ 3D Cube mosaic with StepWise™ technology requires special installation considerations. Please refer to americanolean.com/Neoconcrete for more information.



All or select items within this series meet the requirements for these qualifications. For more information visit americanolean.com.





Photo features Neoconcrete™ White Light Polished 12 x 24 on the walls and Charcoal 3D Cube mosaic on the floor and niche.




NEOCONCRETE™ COLORBODY™ PORCELAIN FLOOR & MOSAIC WITH STEPWISE™ TECHNOLOGY AND REVEAL IMAGING®

NEOCONCRETE™

SIZES

			THICKNESS	SQ. FT./ CARTON	PIECES/ CARTON
	24 x 24 Floor Tile**	23-3/8" x 23-3/8" (59.44 cm x 59.44 cm)	5/16"	15.20	4
	12 x 24 Floor Tile**	11-5/8" x 23-3/8" (29.56 cm x 59.44 cm)	5/16"	15.12	8
	3D Cube Mosaic***■	12" x 12" Sheet (29.21 cm x 29.21 cm Sheet)	5/16"	6.20	10

TRIM

			NUMBER	PIECES/ CARTON
	Floor Bullnose	3 x 24	P-43F9	10
	Cove Base □	6 x 12	P-36C9TB	22
	Cove Base Outcorner □	1 x 6	PC-36C9TB	15

Cove base trim is intended to coordinate with floor tile in the standard 90-degree installation position.

Cove base and cove corner trim are suitable for non-freezing climates only.

** Available in Matte and Light Polished ■ Mesh-mounted

*** Available in Matte finish only □ Ceramic body

◆ 3D Cube mosaic with StepWise™ technology requires special installation considerations. Please refer to americanolean.com/Neoconcrete for more information.

INSTALLATION & PRICING

RECOMMENDED GROUT JOINT:

Floor: 1/8" (3/16" when installing tile with a length 15" or greater in a staggered brick-joint pattern; overlap should not exceed 33%.)

Mosaic: 1/8"

RELATIVE PRICING: Medium to High

SHADE VARIATION



PERFORMANCE CHARACTERISTICS

	ASTM#	FLOOR RESULT	MOSAIC RESULT
Water Absorption	C373	< 0.5%	< 0.5%
Breaking Strength	C648	> 275 lbs.	> 275 lbs.
Scratch Hardness	MOHS	8.0	8.0
Chemical Resistance	C650	Resistant	Resistant
Abrasion Resistance	C1027	N/A	N/A

For additional information on test results, visit us at: americanolean.com/information/TestResults.

USAGE

FLOORS	WALLS	COUNTERTOPS
F	W	C

APPLICATIONS

	TARGET DCOF WET	SUITABLE
Dry & Level – Interior Floor	N/A	●
Wet & Level – Interior Floor	≥ 0.42	●*
Shower Floors (Residential or Light Commercial)	≥ 0.42	●**
Exterior Floor Applications (including pool decking & other wet areas with minimal footwear)	≥ 0.60	●*
Ramps & Inclines	≥ 0.65	
Walls/Backsplashes	N/A	●
Countertops	N/A	●
Pool Linings	N/A	

A DCOF value of ≥0.42 is the standard for tiles specified for level interior spaces expected to be walked upon when wet, as stated in ANSI A137.1-A326.3. For more information about DCOF and the DCOF AcuTest™, visit americanolean.com/DCOF.

APPLICATION NOTES:

Suitable for exterior applications in freezing and non-freezing climates, when proper installation methods are followed.

* Matte floor and mosaic tile only

** Mosaic tile only when a linear drain system is used and proper installation methods are followed

NOTES

Since there are variations in all fired ceramic and natural products, tile and trim supplied for your particular installation may not match samples. Final confirmation should be made from actual tiles and trim prior to installation. Manufactured in accordance with ANSI A137.1 standards.

Not for use on ramps. Water, oil, grease, improper drainage and certain footwear can create slippery conditions. Floor applications expected to be exposed to these conditions require extra caution in product selection.

For additional information refer to "Factors to Consider" at: americanolean.com/Factors.

Special consideration needs to be given when installing tiles greater than 15 inches. Please refer to americanolean.com/LargeTiles for more information.

Special care should be taken when grouting with dark pigmented colors. A grout release is recommended to prevent finely powdered pigments from lodging in the pores of the surface. Use of a latex modified thin-set is recommended for installation.

Manufacturer Advisory: All tile is measured by the DCOF AcuTest™ method. Tiles with DCOF values <0.42 are not recommended for use in areas with wet or slippery conditions. For more information, see ANSI standard A137.1 section 6.2.2.1.10, available at www.tileusa.com.

 **50% MORE**
SLIP RESISTANT
THAN ORDINARY TILE†

EASY TO CLEAN

StepWise™ Technology* provides added slip resistance with a surface that is easy to clean.

* StepWise™ technology available in matte finish only
† When compared to tile meeting ANSI Standards



All or select items within this series meet the requirements for these qualifications. For more information visit americanolean.com.

AMERICANOLEAN.COM