

FLOOR, WALL & MOSAIC

POZZALO™
GLAZED CERAMIC

AMERICAN OLEAN®
PROVEN IN TILE™

Photo features Pozzalo Coastal Beige 9 x 12 and Universal 2 x 2 mosaic on the wall.

Let the earthy tones of Pozzalo™ glazed ceramic tile envelop you with a sense of radiating warmth. With Pozzalo, you will capture the classic ambience of a distant travertine courtyard anywhere you desire.

GLAZED CERAMIC FLOOR TILE



SAIL WHITE PZ91



MANOR GRAY PZ94



COASTAL BEIGE PZ92



WEATHERED NOCE PZ93

GLAZED CERAMIC WALL TILE



SAIL WHITE PZ91



MANOR GRAY PZ94



COASTAL BEIGE PZ92



WEATHERED NOCE PZ93

GLAZED CERAMIC MOSAIC



UNIVERSAL PZ99
(Sail White, Coastal Beige, Weathered Noce, Manor Gray)

DECORATIVE WALL ACCENT



UNIVERSAL PZ99



All or select items within this series meet the requirements for these qualifications. For more information visit americanolean.com.







FLOOR, WALL & MOSAIC

















Photo features Pozzalo™ Manor Gray 12 x 12 on the floor and Manor Gray 9 x 12 with Universal 2 x 2 mosaic on the wall.



SIZES

			THICKNESS	SQ. FT./ CARTON	PIECES/ CARTON
	18 x 18 Floor Tile	17-11/16" x 17-11/16" (45.01 cm x 45.01 cm)	5/16"	17.44	8
	12 x 12 Floor Tile	11-13/16" x 11-13/16" (30.00 cm x 30.00 cm)	5/16"	15.52	16
	9 x 12 Wall Tile	9" x 12" (22.91 cm x 30.54 cm)	5/16"	11.25	15
	6 x 6 Wall Tile	6" x 6" (15.20 cm x 15.20 cm)	5/16"	12.50	50
	2 x 9 Decorative Wall Accent	1-13/16" x 9" (4.60 cm x 22.90 cm)	5/16"	--	10
	2 x 2 Mosaic ■	12" x 24" Sheet (30.48 cm x 60.96 cm Sheet)	1/4"	24.00	12

TRIM

			NUMBER	PIECES/ CARTON
	Floor Bullnose	3 x 12	P-43C9	22
	Wall Bullnose (9" side)	3 x 9	S-4309	54
	Wall Bullnose Outcorner	3 x 3	SN-4309	32
	Wall Bullnose	6 x 6	S-4669	50
	Wall Bullnose Outcorner	6 x 6	SCRL-4669	50
	Radius Bullnose	2 x 6	A-4200	100
	Radius Bullnose Outcorner	2 x 2	AN-4200	20
	Wall Bullnose (6" side)	2 x 6	S-4269	100
	Wall Bullnose Outcorner	2 x 2	SN-4269	25
	Mosaic Bullnose	2 x 2	S-886	108
	Counter Rail	2 x 6	26-CRWL	36
	Counter Rail Corner	2 x 2	22-CRCN	24
	Quarter Round	1 x 6	A-106	152
	Quarter Round Outcorner	1 x 1	UC-106	40

■ Dot-mounted

INSTALLATION & PRICING

RECOMMENDED GROUT JOINT:

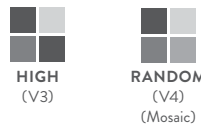
Floor: 3/16" (Overlap should not exceed 33% when installing tile with a length 15" or greater in a staggered brick-joint pattern.)

Wall: 1/16"

Mosaic: 1/8"

RELATIVE PRICING: Low

SHADE VARIATION



PERFORMANCE CHARACTERISTICS

	ASTM#	FLOOR RESULT	WALL RESULT	MOSAIC RESULT
Water Absorption	C373	< 7.0%	< 20.0%	< 3.0%
Breaking Strength	C648	> 250 lbs.	120 - 230 lbs.	> 250 lbs.
Scratch Hardness	MOHS	8.0	4.0 - 6.0	8.0
Chemical Resistance	C650	Resistant	Resistant	Resistant
Abrasion Resistance	C1027	4	N/A	4

For additional information on test results, visit us at: americanolean.com/information/TestResults.

USAGE

FLOORS	WALLS	COUNTERTOPS
F	W	C

APPLICATIONS

	TARGET DCOF WET	SUITABLE
Dry & Level – Interior Floor	N/A	●*
Wet & Level – Interior Floor	≥ 0.42	●*
Shower Floors (Residential or Light Commercial)	≥ 0.42	●**
Exterior Floor Applications (including pool decking & other wet areas with minimal footwear)	≥ 0.60	
Ramps & Inclines	≥ 0.65	
Walls/Backsplashes	N/A	●
Countertops	N/A	●
Pool Linings	N/A	●***

A DCOF value of ≥0.42 is the standard for tiles specified for level interior spaces expected to be walked upon when wet, as stated in ANSI A137.1-A326.3. For more information about DCOF and the DCOF AcuTest™, visit americanolean.com/DCOF.

APPLICATION NOTES:

Suitable for exterior applications in non-freezing climates, when proper installation methods are followed.

* Wall tile not suitable for this application

** Mosaic tile only

*** 6 x 6 wall and mosaic tile only

NOTES

Since there are variations in all fired ceramic and natural products, tile and trim supplied for your particular installation may not match samples. Final confirmation should be made from actual tiles and trim prior to installation. Manufactured in accordance with ANSI A137.1 standards.

Not for use on ramps. Water, oil, grease, improper drainage and certain footwear can create slippery conditions. Floor applications expected to be exposed to these conditions require extra caution in product selection.

For additional information refer to "Factors to Consider" at: americanolean.com/Factors.

Random visuals enhance the natural beauty of this product. To achieve optimal results, all tile should be selected from multiple cartons and shading and graphic arrangement planned prior to installation.

Special consideration needs to be given when installing tiles greater than 15 inches. Please refer to americanolean.com/LargeTiles for more information.



All or select items within this series meet the requirements for these qualifications. For more information visit americanolean.com.