

FLOOR

RELEVANCE™
COLORBODY™ PORCELAIN



Photo features Relevance Essential Charcoal 24 x 48 Matte on the floor.

Relevance™ reflects the subtle inspiration of natural stone combined with a durable, compact surface. It has the versatility and functionality that commercial installations demand, along with beauty and elegance to meet residential customers' distinguished taste. Five on-trend colors in unpolished and textured finishes, and a mosaic option, can be used on indoor floors and exterior walls, providing endless design and application possibilities.

COLORBODY™ PORCELAIN FLOOR TILE – UNPOLISHED



CONTEMPORARY CREAM RL01



TIMELY BEIGE RL02



GERMANE GRAY RL03



ESSENTIAL CHARCOAL RL04



EXACT BLACK RL05

COLORBODY™ PORCELAIN FLOOR TILE – TEXTURED



CONTEMPORARY CREAM RL01



TIMELY BEIGE RL02



GERMANE GRAY RL03



ESSENTIAL CHARCOAL RL04



EXACT BLACK RL05

COLORBODY™ PORCELAIN MOSAIC – UNPOLISHED



CONTEMPORARY CREAM RL01



TIMELY BEIGE RL02



GERMANE GRAY RL03



ESSENTIAL CHARCOAL RL04



EXACT BLACK RL05







All or select items within this series meet the requirements for these qualifications. For more information visit americanolean.com.



Photo features Relevance™ Timely Beige 24 x 24 Textured on the floor.

SIZES

			THICKNESS	SQ. FT./ CARTON	PIECES/ CARTON
	24 x 48 Floor Tile *▲*	23-7/16" x 46-15/16" (59.50 cm x 119.30 cm)	7/16"	15.50	2
	24 x 24 Floor Tile **	23-7/16" x 23-7/16" (59.50 cm x 59.50 cm)	7/16"	11.64	3
	12 x 24 Floor Tile *	11-11/16" x 23-7/16" (29.65 cm x 59.50 cm)	7/16"	9.70	5
	1 x 2 Brick-Joint Mosaic ■	11-11/16" x 23-7/16" Sheet (59.50 cm x 29.65 cm Sheet)	7/16"	7.76	4

TRIM

			NUMBER	PIECES/ CARTON
	Floor Bullnose	3 x 12	S-43C9	30
	Cove Base	6 x 12	S-36C9	20
	Cove Base Outcorner	6 x 1	SC-36C9	10

Cove base trim is intended to coordinate with floor tile in the standard 90-degree installation position.

* Modular sizes * RL02 & RL05 are special order ■ Mesh-mounted
▲ Unpolished only ** Textured finish is special order

INSTALLATION & PRICING

RECOMMENDED GROUT JOINT:

Floor: 1/8" (3/16" when multiple sizes are installed in a modular pattern, and/or when installing tile with a length 15" or greater in a staggered brick-joint pattern; overlap should not exceed 33%.)

Mosaic: 1/8"

RELATIVE PRICING: High

SHADE VARIATION



HIGH
(V3)

PERFORMANCE CHARACTERISTICS

	ASTM#	FLOOR RESULT	MOSAIC RESULT
Water Absorption	C373	< 0.5%	< 0.5%
Breaking Strength	C648	> 275 lbs.	> 275 lbs.
Scratch Hardness	MOHS	8.0	8.0
Chemical Resistance	C650	Resistant	Resistant
Abrasion Resistance	C1027	N/A	N/A

For additional information on test results, visit us at: americanolean.com/information/TestResults.

USAGE

FLOORS	WALLS	COUNTERTOPS
F	W	C

APPLICATIONS

	TARGET DCOF WET	SUITABLE
Dry & Level – Interior Floor	N/A	●
Wet & Level – Interior Floor	≥ 0.42	●
Shower Floors (Residential or Light Commercial)	≥ 0.42	●*
Exterior Floor Applications (including pool decking & other wet areas with minimal footwear)	≥ 0.60	
Ramps & Inclines	≥ 0.65	
Walls/Backsplashes	N/A	●
Countertops	N/A	●
Pool Linings	N/A	●*

A DCOF value of ≥0.42 is the standard for tiles specified for level interior spaces expected to be walked upon when wet, as stated in ANSI A137.1-A326.3. For more information about DCOF and the DCOF AcuTest™, visit americanolean.com/DCOF.

APPLICATION NOTES:

Suitable for exterior applications in freezing and non-freezing climates, when proper installation methods are followed.

* Mosaic tile only

NOTES

Since there are variations in all fired ceramic and natural products, tile and trim supplied for your particular installation may not match samples. Final confirmation should be made from actual tiles and trim prior to installation. Manufactured in accordance with ANSI A137.1 standards.

Not for use on ramps. Water, oil, grease, improper drainage and certain footwear can create slippery conditions. Floor applications expected to be exposed to these conditions require extra caution in product selection.

For additional information refer to "Factors to Consider" at: americanolean.com/Factors.

Special consideration needs to be given when installing tiles greater than 15 inches. Please refer to americanolean.com/LargeTiles for more information.

Special care should be taken when grouting with dark pigmented colors. A grout release is recommended to prevent finely powdered pigments from lodging in the pores of the surface. Use of a latex modified thin-set is recommended for installation.



All or select items within this series meet the requirements for these qualifications. For more information visit americanolean.com.