

SCENE™
COLORBODY™ PORCELAIN



Photo features Scene Horizon 12 x 48 Light Polished on the floor with Horizon 12 x 24 and 8 x 48 Light Polished on the fireplace.

SCENE™ COLORBODY™ PORCELAIN FLOOR WITH REVEAL IMAGING®

With intriguing mixed stone visuals, Scene™ ColorBody™ Porcelain delivers exquisite depth and visual variation for both commercial and residential applications. In addition to the striking aesthetics, Scene's planks reach stunningly beautiful lengths. Decorative accents feature an illustrative interpretation of patterns found in nature. Available in two finishes and a distinct selection of colors and sizes, Scene brings bold options to the design table.

SCENE™

COLORBODY™ PORCELAIN FLOOR TILE - MATTE



CREST SC01



SHORE SC02



RIDGE SC03



HORIZON SC04

COLORBODY™ PORCELAIN FLOOR TILE - LIGHT POLISHED



CREST SC01



SHORE SC02



RIDGE SC03



HORIZON SC04

DECORATIVE ACCENT



CREST SC01



SHORE SC02



RIDGE SC03



HORIZON SC04






All or select items within this series meet the requirements for these qualifications. For more information visit americanolean.com.






Photo features Scene™ Shore 12 x 48 Unpolished on the floor.

SIZES

			THICKNESS	SQ. FT./ CARTON	PIECES/ CARTON
	24 x 24 Floor Tile	23-3/8" x 23-3/8" (59.44 cm x 59.44 cm)	5/16"	15.20	4
	12 x 24 Floor Tile	11-5/8" x 23-3/8" (29.56 cm x 59.44 cm)	5/16"	15.12	8
	4 x 24 Decorative Accent	3-13/16" x 23-3/8" (9.70 cm x 59.40 cm)	3/8"	- -	10

TRIM

			NUMBER	PIECES/ CARTON
	Floor Bullnose	3 x 12	P-43C9	30
	Cove Base	6 x 12	S-36C9T	20
	Cove Base Outcorner	6 x 1	SC-36C9T	10

Cove base trim is intended to coordinate with floor tile in the standard 90-degree installation position.

* Modular sizes

INSTALLATION & PRICING

RECOMMENDED GROUT JOINT:

Floor: 1/8" (3/16" when multiple sizes are installed in a modular pattern, and/or when installing tile with a length 15" or greater in a staggered brick-joint pattern; overlap should not exceed 33%.)

RELATIVE PRICING: High

SHADE VARIATION



RANDOM
(V4)

PERFORMANCE CHARACTERISTICS

	ASTM#	FLOOR RESULT
Water Absorption	C373	< 0.5%
Breaking Strength	C648	> 275 lbs.
Scratch Hardness	MOHS	8.0
Chemical Resistance	C650	Resistant
Abrasion Resistance	C1027	N/A

For additional information on test results, visit us at: americanolean.com/information/TestResults.

USAGE

FLOORS	WALLS	COUNTERTOPS
F	W	C

APPLICATIONS

	TARGET DCOF WET	SUITABLE
Dry & Level – Interior Floor	N/A	●
Wet & Level – Interior Floor	≥ 0.42	●*
Shower Floors (Residential or Light Commercial)	≥ 0.42	
Exterior Floor Applications (including pool decking & other wet areas with minimal footwear)	≥ 0.60	
Ramps & Inclines	≥ 0.65	
Walls/Backsplashes	N/A	●
Countertops	N/A	●
Pool Linings	N/A	

A DCOF value of ≥0.42 is the standard for tiles specified for level interior spaces expected to be walked upon when wet, as stated in ANSI A137.1-A326.3. For more information about DCOF and the DCOF AcuTest™, visit americanolean.com/DCOF.

APPLICATION NOTES:

Suitable for exterior applications in freezing and non-freezing climates, when proper installation methods are followed.

* Matte finish only

NOTES

Since there are variations in all fired ceramic and natural products, tile and trim supplied for your particular installation may not match samples. Final confirmation should be made from actual tiles and trim prior to installation. Manufactured in accordance with ANSI A137.1 standards.

Not for use on ramps. Water, oil, grease, improper drainage and certain footwear can create slippery conditions. Floor applications expected to be exposed to these conditions require extra caution in product selection.

For additional information refer to "Factors to Consider" at: americanolean.com/Factors.

Random visuals enhance the natural beauty of this product. To achieve optimal results, all tile should be selected from multiple cartons and shading and graphic arrangement planned prior to installation.

Special consideration needs to be given when installing tiles greater than 15 inches. Please refer to americanolean.com/LargeTiles for more information.

Manufacturer Advisory: All tile is measured by the DCOF AcuTest™ method. Tiles with DCOF values <0.42 are not recommended for use in areas with wet or slippery conditions. For more information, see ANSI standard A137.1 section 6.2.2.1.10, available at www.tileusa.com.

Special care should be taken when grouting with dark pigmented colors. A grout release is recommended to prevent finely powdered pigments from lodging in the pores of the surface. Use of a latex modified thin-set is recommended for installation.