

URBAN CANVAS™
GLAZED CERAMIC

Photo features Urban Canvas Gloss Light Smoke 4-1/4 x 12-3/4 wave tile and Morello™ Moonstone 5/8 x 5/8 mosaic on the wall.

URBAN CANVAS™ GLAZED CERAMIC WALL

Unveil a contemporary style with the color palette of Urban Canvas™. From soft tones to vivid hues, Urban Canvas adds a touch of flair that complements fashionable tile shapes and sizes to create stunning designs. Discover the movement of pattern using smooth or wavy texture. Urban Canvas offers unlimited possibilities for individual style.

URBAN CANVAS™

GLAZED CERAMIC WALL TILE – GLOSS



GLOSS ICE WHITE
0025 (1)



GLOSS BISCUIT
0091 (1)



GLOSS CAPPUCCINO
0078 (1) ❖



GLOSS MUSHROOM
0038 (2) ❖



GLOSS NUTMEG
0037 (2) ❖



GLOSS LIGHT SMOKE
0042 (1) ❖



GLOSS BLACK
0049 (2) ❖

GLAZED CERAMIC WALL TILE – MATTE



MATTE DESIGNER WHITE
0061 (1)



MATTE BISCUIT
0092 (1)



MATTE CAPPUCCINO
0009 (1) ❖



MATTE MUSHROOM
0041 (2) ❖



MATTE NUTMEG
0039 (2) ❖




MATTE LIGHT SMOKE
0004 (1) ❖



MATTE BLACK
0064 (2) ❖

(1) & (2) notations indicate price group, (1) being the least expensive.
❖ These items are made to order. Lead time is 6-8 weeks for delivery from date of order.

COORDINATING TILE IDEAS



MORELLO™
Moonshine MM02
5/8 x 5/8 Mosaic



SERENTINA™
Composure SA97
Random Interlocking Mosaic



All or select items within this series meet the requirements for these qualifications. For more information visit americanolean.com.


URBAN CANVAS™ GLAZED CERAMIC WALL

WALL

GLAZED CERAMIC WAVE WALL TILE - GLOSS



ICE WHITE 0025 (1)



BISCUIT 0091 (1)



CAPPUCCINO 0078 (1) ❖



MUSHROOM 0038 (2) ❖



NUTMEG 0037 (2) ❖



LIGHT SMOKE 0042 (1) ❖



BLACK 0049 (2) ❖

GLAZED CERAMIC WAVE WALL TILE - MATTE



DESIGNER WHITE 0061 (1)



BISCUIT 0092 (1)



CAPPUCCINO 0009 (1) ❖



MUSHROOM 0041 (2) ❖



NUTMEG 0039 (2) ❖



LIGHT SMOKE 0004 (1) ❖







BLACK 0064 (2) ❖













(1) & (2) notations indicate price group, (1) being the least expensive.
❖ These items are made to order. Lead time is 6-8 weeks for delivery from date of order.

URBAN CANVAS™ GLAZED CERAMIC WALL

SIZES

			THICKNESS	SQ. FT./ CARTON	PIECES/ CARTON
	4-1/4 x 12-3/4 Wall Tile	4-1/4" x 12-7/8" (10.89 cm x 32.76 cm)	5/16"	10.64	28
	4-1/4 x 12-3/4 Wave Wall Tile	4-1/4" x 12-7/8" (10.89 cm x 32.76 cm)	5/16"	10.64	28
	4-1/4 x 8-1/2 Wall Tile	4-1/4" x 8-9/16" (10.89 cm x 21.82 cm)	5/16"	10.63	42
	2-1/8 x 8-1/2 Wall Tile	2-1/8" x 8-9/16" (5.48 cm x 21.82 cm)	5/16"	10.40	80

TRIM

			NUMBER	PIECES/ CARTON
	Wall Bullnose (12-3/4" side)	4-1/4 x 12-3/4	S-44C9	28
	Wall Bullnose (4-1/4" side)	4-1/4 x 12-3/4	S-4C49	28
	Wall Bullnose Outcorner Left or Right	4-1/4 x 12-3/4	SCR/L-44C9	28
	Wall Bullnose (8-1/2" side)	4-1/4 x 8-1/2	S-4489	42
	Wall Bullnose (4-1/4" side)	4-1/4 x 8-1/2	S-4849	42
	Wall Bullnose Outcorner Left or Right	4-1/4 x 8-1/2	SCR/L-4489	42
	Wall Bullnose Outcorner	4-1/4 x 4-1/4	SCR/L-4449	100
	Wall Bullnose (8-1/2" side)	2-1/8 x 8-1/2	S-4289	80
	Wall Bullnose Outcorner	2-1/8 x 2-1/8	SN-4289	25
	Flat Top Cove Base	4-1/4 x 12-3/4	A-34C1	40
	Flat Top Cove Base	4-1/4 x 8-1/2	A-3481	40
	Quarter Round	1 x 8-1/2	A-108	150

INSTALLATION & PRICING

RECOMMENDED GROUT JOINT:

Wall: 1/16" (When rectangular size is used in a staggered brick-joint pattern, overlap should not exceed 33%.)

RELATIVE PRICING: Medium

SHADE VARIATION




PERFORMANCE CHARACTERISTICS

	ASTM#	WALL RESULT
Water Absorption	C373	< 20.0%
Breaking Strength	C648	120 - 230 lbs.
Scratch Hardness	MOHS	4.0 - 6.0
Chemical Resistance	C650	Resistant
Abrasion Resistance	C1027	N/A

USAGE

FLOORS	WALLS	COUNTERTOPS
	W	

APPLICATIONS

	TARGET DCOF WET	SUITABLE
Dry & Level – Interior Floor	N/A	
Wet & Level – Interior Floor	≥ 0.42	
Shower Floors (Residential or Light Commercial)	≥ 0.42	
Exterior Floor Applications (including pool decking & other wet areas with minimal footwear)	≥ 0.60	
Ramps & Inclines	≥ 0.65	
Walls/Backsplashes	N/A	
Countertops	N/A	
Pool Linings	N/A	

A DCOF value of ≥0.42 is the standard for tiles specified for level interior spaces expected to be walked upon when wet, as stated in ANSI A137.1-A326.3. For more information about DCOF and the DCOF AcuTest™, visit americanolean.com/DCOF.

APPLICATION NOTES:

Suitable for exterior applications in non-freezing climates, when proper installation methods are followed.

NOTES

Since there are variations in all fired ceramic and natural products, tile and trim supplied for your particular installation may not match samples. Final confirmation should be made from actual tiles and trim prior to installation. Manufactured in accordance with ANSI A137.1 standards.

For additional information refer to "Factors to Consider" at: americanolean.com/Factors.



All or select items within this series meet the requirements for these qualifications. For more information visit americanolean.com.