

WINDMERE™  
GLAZED CERAMIC



Photo features Windmere English Grey 18 x 18 on the floor and Scottish White 4 x 12 on the wall.

# WINDMERE™ GLAZED CERAMIC FLOOR, WALL & MOSAIC WITH REVEAL IMAGING®

An impeccable blend of smooth concrete and weathered stone, Windmere by American Olean® modernizes a traditional look to create a minimalist design. Enjoy simplicity with an essence of sophistication, expanding your scope of design with a full assortment of floor and wall sizes. A soothing, monochromatic color palette finishes the look, making Windmere the ideal choice for versatility.

WINDMERE™

## GLAZED CERAMIC FLOOR TILE



SCOTTISH WHITE WI01



ENGLISH GREY WI03



IRISH BROWN WI02

## GLAZED CERAMIC WALL TILE



SCOTTISH WHITE WI01



ENGLISH GREY WI03



IRISH BROWN WI02

## GLAZED CERAMIC MOSAIC



SCOTTISH WHITE WI01



ENGLISH GREY WI03



IRISH BROWN WI02

## JOLLY TRIM



SCOTTISH WHITE WI01



ENGLISH GREY WI03



IRISH BROWN WI02









All or select items within this series meet the requirements for these qualifications. For more information visit [americanolean.com](http://americanolean.com).









Photo features Windmere™ Irish Brown 12 x 24 on the floor and Scottish White 10x 14, 2 x 2 mosaic and Jolly trim on the back wall with 2 x 2 mosaic on the sink wall.

**SIZES**

|   |                       |  | THICKNESS | SQ. FT./<br>CARTON | PIECES/<br>CARTON |
|---|-----------------------|--|-----------|--------------------|-------------------|
|  | 18 x 18<br>Floor Tile | 17-11/16" x 17-11/16"<br>(45.01 cm x 45.01 cm) | 5/16"     | 17.44              | 8                 |
|  | 12 x 24<br>Floor Tile | 11-9/16" x 23-3/8"<br>(29.40 cm x 59.30 cm)    | 3/8"      | 15.04              | 8                 |
|  | 12 x 12<br>Floor Tile | 11-13/16" x 11-13/16"<br>(30.00 cm x 30.00 cm) | 5/16"     | 15.52              | 16                |
|  | 10 x 14<br>Wall Tile  | 9-13/16" x 13-15/16"<br>(24.99 cm x 35.40 cm)  | 5/16"     | 14.25              | 15                |
|  | 4 x 12<br>Wall Tile   | 4-1/4" x 12-7/8"<br>(10.91 cm x 32.77 cm)      | 5/16"     | 10.64              | 28                |
|  | 2 x 2<br>Mosaic ■     | 12" x 24" Sheet<br>(30.48 cm x 60.96 cm Sheet) | 1/4"      | 24.00              | 12                |

**TRIM**

|   |                          |          | NUMBER  | PIECES/<br>CARTON |
|---|--------------------------|----------|---------|-------------------|
|    | Floor Bullnose           | 3 x 12   | P-43C9  | 22                |
|   | Wall Bullnose (10" side) | 3 x 10   | S-4310  | 54                |
|  | Wall Bullnose Corner     | 3 x 3    | SN-4310 | 32                |
|  | Quarter Round            | 1 x 6    | A-106   | 152               |
|  | Quarter Round Corner     | 1 x 1    | UC-106  | 40                |
|  | Jolly                    | 1/2 x 12 | S1/212J | 12                |

■ Dot-mounted

**INSTALLATION & PRICING**

**RECOMMENDED GROUT JOINT:**

**Floor:** 3/16" (Overlap should not exceed 33% when installing tile with a length 15" or greater in a staggered brick-joint pattern.)

**Wall:** (10 x 14) 1/16"  
(4 x 12) 1/16" (When rectangular size is installed in a staggered brick-joint pattern, overlap should not exceed 33%.)

**Mosaic:** 1/8"

**RELATIVE PRICING:** Low to Medium

**SHADE VARIATION**



**PERFORMANCE CHARACTERISTICS**

|                     | ASTM# | FLOOR<br>RESULT | WALL<br>RESULT | MOSAIC<br>RESULT |
|---------------------|-------|-----------------|----------------|------------------|
| Water Absorption    | C373  | < 7.0%          | < 20.0%        | < 3.0%           |
| Breaking Strength   | C648  | > 250 lbs.      | 120-230 lbs.   | > 250 lbs.       |
| Scratch Hardness    | MOHS  | 7.0             | 4.0-6.0        | 7.0              |
| Chemical Resistance | C650  | Resistant       | Resistant      | Resistant        |
| Abrasion Resistance | C1027 | 3               | N/A            | 3                |

For additional information on test results, visit us at: [americanolean.com/information/TestResults](http://americanolean.com/information/TestResults).

**USAGE**

| FLOORS | WALLS | COUNTERTOPS |
|--------|-------|-------------|
| F      | W     | C           |

**APPLICATIONS**

|  | TARGET<br>DCOF WET | SUITABLE |
|--|--------------------|----------|
| Dry & Level – Interior Floor   | N/A                | ●*       |
| Wet & Level – Interior Floor   | ≥ 0.42             | ●*       |
| Shower Floors<br>(Residential or Light Commercial)   | ≥ 0.42             | ●**      |
| Exterior Floor Applications<br>(including pool decking & other<br>wet areas with minimal footwear) | ≥ 0.60             |          |
| Ramps & Inclines   | ≥ 0.65             |          |
| Walls/Backsplashes   | N/A                | ●        |
| Countertops  | N/A                | ●*       |
| Pool Linings   | N/A                | ●**      |

A DCOF value of ≥0.42 is the standard for tiles specified for level interior spaces expected to be walked upon when wet, as stated in ANSI A137.1-A326.3. For more information about DCOF and the DCOF AcuTest™, visit [americanolean.com/DCOF](http://americanolean.com/DCOF).

**APPLICATION NOTES:**

Suitable for exterior applications in non-freezing climates, when proper installation methods are followed.

\* Wall tile not suitable for this application

\*\* Mosaic tile only

**NOTES**

Since there are variations in all fired ceramic and natural products, tile and trim supplied for your particular installation may not match samples. Final confirmation should be made from actual tiles and trim prior to installation. Manufactured in accordance with ANSI A137.1 standards.

Not for use on ramps. Water, oil, grease, improper drainage and certain footwear can create slippery conditions. Floor applications expected to be exposed to these conditions require extra caution in product selection.

For additional information refer to "Factors to Consider" at: [americanolean.com/Factors](http://americanolean.com/Factors).

Special consideration needs to be given when installing tiles greater than 15 inches. Please refer to [americanolean.com/LargeTiles](http://americanolean.com/LargeTiles) for more information.



All or select items within this series meet the requirements for these qualifications. For more information visit [americanolean.com](http://americanolean.com).