

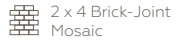
**STONE  
LOOK**

**USAGE**



SEE CHARTS FOR FULL  
PRODUCT DETAILS

**SIZES:**




**FINISHES: MATTE**

**COLOR PALETTE**



PORTRAIT  
WHITE



MURAL  
TAUPE



RENOIR  
GREY

**GLAZED CERAMIC**



PORTRAIT WHITE AQ01



MURAL TAUPE AQ02



RENOIR GREY AQ03

**2 x 4 BRICK-JOINT MOSAIC**



PORTRAIT WHITE AQ01



MURAL TAUPE AQ02



RENOIR GREY AQ03



SLIP RESISTANT



STAINPROOF



DENTPROOF



SCRATCH-RESISTANT






FIRE-RESISTANT



SIMPLICLEAN™

## SIZES

			Thickness	Sq. Ft./ Carton	Pieces/ Carton
	12 x 24 Floor Tile	(11-9/16" x 23-3/8") (29.40 cm x 59.30 cm)	3/8"	15.04	8
	18 x 18 Floor Tile	(17-11/16" x 17-11/16") (45.01 cm x 45.01 cm)	5/16"	17.44	8
	2 x 4 Brick-Joint Mosaic (Dot-mounted)	(12" x 12" Sheet) (30.48 cm x 30.48 cm Sheet)	1/4"	9.96	12

## APPLICATIONS

	Target DCOF wet	Suitable
Dry & Level – Interior Floor	N/A	✓
Wet & Level – Interior Floor	≥ 0.42	✓
Shower Floors (Residential or Light Commercial)	≥ 0.42	✓*
Exterior Floor Applications (including pool decking & other wet areas with minimal footwear)	≥ 0.60	
Ramps & Inclines	≥ 0.65	
Walls/Backsplashes	N/A	✓
Countertops	N/A	✓
Pool Linings	N/A	✓*


A DCOF value of ≥0.42 is the standard for tiles specified for level interior spaces expected to be walked upon when wet, as stated in ANSI A137.1-A326.3. For more information about DCOF and the DCOF AcuTest™, visit [daltile.com/DCOF](http://daltile.com/DCOF).

## APPLICATION NOTES:


Suitable for exterior applications in non-freezing climates, when proper installation methods are followed..

\* Mosaic tile only

## TRIM

Type	Number	Size	Pieces/ Carton
 Floor Bullnose	P-43C9	3 x 12	22

## INSTALLATION

Grout Joint Recommendation	Shade Variation
<b>Floor:</b> 3/16" (Overlap should not exceed 33% when installing tile with a length 15" or greater in a staggered brick-joint pattern.)	 High (V3)
<b>Mosaic:</b> 1/8"	

## PERFORMANCE CHARACTERISTICS

	ASTM#	Floor Result	Mosaic Result
Water Absorption	C373	< 7.0%	< 3.0%
Breaking Strength	C648	> 250 lbs	> 250 lbs
Scratch Hardness	MOHS	8.0	8.0
Chemical Resistance	C650	Resistant	Resistant

For additional information on test results, visit us at: [daltile.com/information/TestResults](http://daltile.com/information/TestResults).

## DURABILITY

## Floor Surface Wear Resistance

1	Residential Bathrooms	③	All Residential / Light Commercial
2	All Residential Areas	4	All Residential / Commercial

## NOTES

Since there are variations in all fired ceramic and natural products, tile and trim supplied for your particular installation may not match samples. Final confirmation should be made from actual tiles and trim prior to installation. Manufactured in accordance with ANSI A137.1 standards.

Not for use on ramps. Water, oil, grease, improper drainage and certain footwear can create slippery conditions. Floor applications expected to be exposed to these conditions require extra caution in product selection.

For additional information refer to "Factors to Consider" at: [daltile.com/Factors](http://daltile.com/Factors).

Special consideration needs to be given when installing tiles greater than 15 inches. Please refer to [daltile.com/LargeTiles](http://daltile.com/LargeTiles) for more information.



All or select items within this series meet the requirements for these qualifications. For more information, visit [daltile.com](http://daltile.com).