

## FLOOR TILE



ALPINE CC70 – 12 x 24  
ALPINE ULMP – 16 x 16  
ALPINE ULML – 12 x 12



MIST CC71 – 12 x 24  
MIST ULMQ – 16 x 16  
MIST ULMM – 12 x 12



CHATEAU CC72 – 12 x 24  
CHATEAU ULMR – 16 x 16  
CHATEAU ULMN – 12 x 12



PEDESTAL CC73  
12 x 24, 16 x 16 & 12 x 12




HAZE CC74  
12 x 24, 16 x 16 & 12 x 12


## 2 x 2 MOSAIC



ALPINE CC70




MIST CC71



CHATEAU CC72



PEDESTAL CC73



HAZE CC74

## SIZES

			Thickness	Sq. Ft./ Carton	Pieces/ Carton
	12 x 24 Floor Tile	(11-9/16" x 23-3/8") (29.40 cm x 59.30 cm)	3/8"	15.04	8
	16 x 16 Floor Tile	(15-3/4" x 15-3/4") (40.00 cm x 40.00 cm)	5/16"	13.76	8
	12 x 12 Floor Tile	(11-13/16" x 11-13/16") (30.00 cm x 30.00 cm)	5/16"	14.55	15
	2 x 2 Mosaic (Dot-mounted)	(12" x 24" Sheet) (30.48 cm x 60.96 cm Sheet)	1/4"	24.00	12

## APPLICATIONS

	Target DCOF wet	Suitable
Dry & Level – Interior Floor	N/A	✓
Wet & Level – Interior Floor	≥ 0.42	✓*
Shower Floors (Residential or Light Commercial)	≥ 0.42	✓*
Exterior Floor Applications (including pool decking & other wet areas with minimal footwear)	≥ 0.60	
Ramps & Inclines	≥ 0.65	
Walls/Backsplashes	N/A	✓
Countertops	N/A	✓
Pool Linings	N/A	✓*


A DCOF value of ≥ 0.42 is the standard for tiles specified for level interior spaces expected to be walked upon when wet, as stated in ANSI A137.1-2012, Section 9.6. For more information about DCOF and the DCOF AcuTest™, visit [daltile.com/DCOF](http://daltile.com/DCOF).

### APPLICATION NOTES:


Suitable for exterior applications in non-freezing climates, when proper installation methods are followed.

\* Mosaic tile only

## TRIM

Type	Number	Size	Pieces/ Carton
 Bullnose	S-43C9	3 x 12	30

## INSTALLATION

Grout Joint Recommendation	Shade Variation
<b>Floor:</b> 3/16" (Overlap should not exceed 33% when installing tile with a length 15" or greater in a staggered brick-joint pattern.)	 High (V3)
<b>Mosaic:</b> 1/8"	

## PERFORMANCE CHARACTERISTICS

	ASTM#	Floor Result	Mosaic Result
Water Absorption	C373	< 7.0%	< 3.0%
Breaking Strength	C648	> 250 lbs	> 250 lbs
Scratch Hardness	MOHS	8.0	8.0
Chemical Resistance	C650	Resistant	Resistant
Abrasion Resistance	C1027	3	3

For additional information on test results, visit us at: [daltile.com/information/TestResults](http://daltile.com/information/TestResults).

## NOTES

Since there are variations in all fired ceramic and natural products, tile and trim supplied for your particular installation may not match samples. Final confirmation should be made from actual tiles and trim prior to installation. Manufactured in accordance with ANSI A137.1 standards.

Not for use on ramps. Water, oil, grease, improper drainage and certain footwear can create slippery conditions. Floor applications expected to be exposed to these conditions require extra caution in product selection.

For additional information refer to "Factors to Consider" at: [daltile.com/Factors](http://daltile.com/Factors).

Special consideration needs to be given when installing tiles greater than 15 inches. Please refer to [daltile.com/LargeTiles](http://daltile.com/LargeTiles) for more information.

Manufacturer Advisory: All tile is measured by the DCOF AcuTest™ method. Tiles with DCOF values <0.42 are not recommended for use in areas with wet or slippery conditions. For more information, see ANSI standard A137.1 section 6.2.2.1.10, available at [www.tileusa.com](http://www.tileusa.com).



DESIGNED TO HELP EARN LEED™ CREDITS. For more detailed information, visit [daltilegreenworks.com](http://daltilegreenworks.com).

7834 C. F. Hawn Freeway,  
Dallas, Texas 75217 | 1.800.933.TILE

To view the complete collection of Daltile® products and information, visit our website at [daltile.com](http://daltile.com).



©2018 Daltile (7/18)