

# EPITOMIZE™

GLAZED CERAMIC

## STONE LOOK

## USAGE

-  FLOOR
-  WALL
-  COUNTERTOP
-  SHOWER FLOOR
-  EXTERIOR FLOOR



SEE CHARTS FOR FULL PRODUCT DETAILS

## SIZES:



FINISHES: MATTE

## COLOR PALETTE



ARIA WHITE



PERCUSSION TAUPE



TRUMPET GREY

## GLAZED CERAMIC



ARIA WHITE EP20



PERCUSSION TAUPE EP21



TRUMPET GREY EP22

## 2 x 4 HERRINGBONE MOSAIC



ARIA WHITE EP20



PERCUSSION TAUPE EP21



TRUMPET GREY EP22



SLIP RESISTANT



STAINPROOF



DENTPROOF



SCRATCH-RESISTANT





FIRE-RESISTANT  
\*Not Applicable to Mesh-Mounted Mosaics



SIMPLICLEAN™

VISIT THE WHY TILE PAGE AT [WWW.DAL TILE.COM](http://WWW.DAL TILE.COM) FOR A COMPLETE LIST OF QUALIFICATIONS AND EXCLUSIONS.

SIZES

			Thickness	Sq. Ft./ Carton	Pieces/ Carton
	12 x 24 Floor Tile	(11-9/16" x 23-3/8") (29.40 cm x 59.30 cm)	3/8"	15.04	8
	2 x 4 Herringbone Mosaic (Dot-mounted)	(14" x 12" Sheet ) (35.56 cm x 30.48 cm Sheet)	1/4"	8.04	12

APPLICATIONS

	Target DCOF wet	Suitable
Dry & Level – Interior Floor	N/A	✓
Wet & Level – Interior Floor	≥ 0.42	✓
Shower Floors (Residential or Light Commercial)	≥ 0.42	✓*
Exterior Floor Applications (including patios, pool decking & other wet areas with minimal footwear)	≥ 0.60	
Ramps & Inclines	≥ 0.65	
Walls/Backsplashes	N/A	✓
Countertops	N/A	✓
Pool Linings	N/A	✓*


A DCOF value of ≥0.42 is the standard for tiles specified for level interior spaces expected to be walked upon when wet, as stated in ANSI A137.1-A326.3. For more information about DCOF and the DCOF AcuTest™, visit [daltile.com/DCOF](http://daltile.com/DCOF).

APPLICATION NOTES:

Suitable for exterior applications (provided it is noted as suitable in the applications chart above) in non-freezing climates, when proper installation methods are followed.

\* Mosaic tile only

TRIM

	Type	Number	Size	Pieces/ Carton
	Floor Bullnose	P43C9	3 x 12	22

INSTALLATION

Grout Joint Recommendation	Shade Variation
----------------------------	-----------------

**Floor:** 3/16" (Overlap should not exceed 33% when installing tile with a length 15" or greater in a staggered brick-joint pattern.)



**Mosaic:** 1/8"

PERFORMANCE CHARACTERISTICS

	ASTM#	Floor Result	Mosaic Result
Water Absorption	C373	< 7.0%	< 3.0%
Breaking Strength	C648	> 250 lbs	> 250 lbs
Scratch Hardness	MOHS	8.0	8.0
Chemical Resistance	C650	Resistant	Resistant

For additional information on test results, visit us at: [daltile.com/information/TestResults](http://daltile.com/information/TestResults).

DURABILITY

Floor Surface Wear Resistance

1	Residential Bathrooms (3)	All Residential / Light Commercial
2	All Residential Areas	4 All Residential / Commercial

NOTES

Since there are variations in all fired ceramic and natural products, tile and trim supplied for your particular installation may not match samples. Final confirmation should be made from actual tiles and trim prior to installation. Manufactured in accordance with ANSI A137.1 standards.

Not for use on ramps. Water, oil, grease, improper drainage and certain footwear can create slippery conditions. Floor applications expected to be exposed to these conditions require extra caution in product selection.

For additional information refer to "Factors to Consider" at: [daltile.com/Factors](http://daltile.com/Factors).

Special consideration needs to be given when installing tiles greater than 15 inches. Please refer to [daltile.com](http://daltile.com) for more information.



All or select items within this series meet the requirements for these qualifications. For more information, visit [daltile.com](http://daltile.com).