

EMPYREAN™

GLAZED CERAMIC

STARE

TILE SO STUNNING YOU CAN'T TAKE YOUR EYES OFF IT

METALLIC LOOK

USAGE



FLOOR



WALL



COUNTERTOP



SHOWER FLOOR



EXTERIOR FLOOR



STEPWISE™



TRU-EDGE™



MADE IN THE U.S.A.



LARGE FORMAT



MOSAIC/DECO



ENCAUSTIC



TERRAZZO



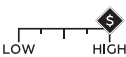
PAVER



CUSTOMIZE



FLEXFIT™



NOT APPLICABLE FOR ALL PRODUCTS IN THIS SERIES. SEE CHARTS FOR FULL PRODUCT DETAILS.

SIZES:



2 x 10 Wall Tile




2" Hexagon Mosaic




3 x 3 Mosaic

FINISH: GLOSSY

GLAZED CERAMIC – 2 x 10



RAME EP30



OSSIDO EP31



NERO EP32



COOL BLEND EP33




BRIGHT BLEND EP34

GLAZED CERAMIC – 3" HEX MOSAIC




COOL BLEND EP33




BRIGHT BLEND EP34

GLAZED CERAMIC – 3 x 3 MOSAIC



COOL BLEND EP33



BRIGHT BLEND EP34



SLIP RESISTANT



WATERPROOF



STAINPROOF



DENTPROOF



SCRATCH-RESISTANT
*Applicable to products with Matte and Textured Finishes



FIRE-RESISTANT
*Not Applicable to Mesh-Mounted Mosaics



CLIMATEPRO™



SIMPLICLEAN™

VISIT THE WHY TILE PAGE AT WWW.DALTTILE.COM FOR A COMPLETE LIST OF QUALIFICATIONS AND EXCLUSIONS.

METALLIC LOOK

EMPYREAN™

GLAZED CERAMIC

SIZES

			Thickness	Pieces/ Carton
	2 x 10 Wall Tile	(2" x 10") (5.00 cm x 25.00 cm)	3/8"	40
	3" Hexagon Mosaic	(10" x 12" Sheet) (27.00 cm x 32.00 cm Sheet)	3/8"	5
	3 x 3 Mosaic	(9-1/2" x 9-1/2" Sheet) (24.38 cm x 24.38 cm Sheet)	3/8"	5

APPLICATIONS

	Target DCOF wet	Suitable
Dry & Level – Interior Floor	N/A	
Wet & Level – Interior Floor	≥ 0.42	
Shower Floors (Residential or Light Commercial)	≥ 0.42	
Exterior Floor Applications (including patios, pool decking & other wet areas with minimal footwear)	≥ 0.60	
Ramps & Inclines	≥ 0.65	
Walls/Backsplashes	N/A	✓
Countertops	N/A	
Pool Linings	N/A	

A DCOF value of ≥0.42 is the standard for tiles specified for level interior spaces expected to be walked upon when wet, as stated in ANSI A137.1-A326.3. For more information about DCOF and the DCOF AcuTest™, visit daltille.com/DCOF.

APPLICATION NOTES:

For interior use only.

Product can be installed in wet areas such as backsplashes, bathroom walls and shower enclosures, but are not recommended in areas with swimming pools or hot tubs because pool chemicals may harm the protective coating.

INSTALLATION

Grout Joint Recommendation	Shade Variation
1/8"	 Random (V4)

PERFORMANCE CHARACTERISTICS

	ASTM#	Result
Water Absorption	C373	< 20.0%
Breaking Strength	C648	> 120 lbs
Scratch Hardness	MOHS	4.0 - 6.0
Chemical Resistance	C650	Resistant

For additional information on test results, visit us at: daltille.com/information/TestResults.

NOTES

Since there are variations in all fired ceramic and natural products, tile and trim supplied for your particular installation may not match samples. Final confirmation should be made from actual tiles and trim prior to installation. Manufactured in accordance with ANSI A137.1 standards.

For additional information refer to "Factors to Consider" at: daltille.com/Factors.

To achieve optimal results, all tile should be selected from multiple cartons and shading and graphic arrangement planned prior to installation.

The tiles in this series are carefully crafted in a manner to provide a tile that is extremely rich and extraordinary. This results in a surface that is unique, for colors and texture, and is more a work of art than tile.

