

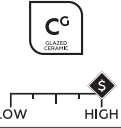
WALL

USAGE

-  FLOOR
-  WALL
-  COUNTERTOP
-  SHOWER FLOOR
-  EXTERIOR FLOOR

- SPECIAL FEATURES**
-  STEPWISE™
 -  TRU-EDGE™
 -  MADE IN THE U.S.A.
 -  LARGE FORMAT

-  MOSAIC/DECO
-  ENCAUSTIC
-  TERRAZZO
-  PAVER
-  CUSTOMIZE
-  FLEXFIT™




NOT APPLICABLE FOR ALL PRODUCTS IN THIS SERIES. SEE CHARTS FOR FULL PRODUCT DETAILS.

SIZES:




FINISHES: GLOSSY


CERAMIC WALL TILE – CIRCLE SET




CERAMIC WALL TILE – 3D HEX



CERAMIC WALL TILE – 2 x 8








CERAMIC WALL TILE – LEAF



-  SLIP RESISTANT
-  WATERPROOF
-  STAINPROOF
-  DENTPROOF
-  SCRATCH-RESISTANT™
*Applicable to products with Matte and Textured Finishes
-  FIRE-RESISTANT™
*Not Applicable to Mesh-Mounted Mosaics
-  CLIMATEPRO™
-  SIMPLICLEAN™

SIZES

			Thickness	Sq. Ft./ Carton	Pieces/ Carton
	Circle Set	Circles: (6" Diameter) (16.30 cm Diameter) Spikes: (5" Point to Point) (13.00 cm Point to Point)	5/16"	10.76	39 Circles 39 Spikes
	3D Hex	(7" x 7") (16.50 cm x 19.00 cm)	5/16"	10.76	41
	8 x 24 Wall Tile	(8" x 24") (20.00 cm x 60.00 cm)	5/16"	11.63	9
	2 x 8 Wall Tile	(2" x 8") (5.00 cm x 20.00 cm)	5/16"	10.76	100
	Leaf	(4" x 8") (10.00 cm x 15.20 cm)	5/16"	7.53	46

APPLICATIONS

	Target DCOF wet	Suitable
Dry & Level – Interior Floor	N/A	
Wet & Level – Interior Floor	≥ 0.42	
Shower Floors (Residential or Light Commercial)	≥ 0.42	
Exterior Floor Applications (including patios, pool decking & other wet areas with minimal footwear)	≥ 0.60	
Ramps & Inclines	≥ 0.65	
Walls/Backsplashes	N/A	✓
Countertops	N/A	
Pool Linings	N/A	

A DCOF value of ≥0.42 is the standard for tiles specified for level interior spaces expected to be walked upon when wet, as stated in ANSI A137.1-A326.3. For more information about DCOF and the DCOF AcuTest™, visit daltille.com/DCOF.

APPLICATION NOTES:

Suitable for exterior applications (provided it is noted as suitable in the applications chart above) in non-freezing climates, when proper installation methods are followed.

INSTALLATION

Grout Joint Recommendation	Shade Variation
Wall: 1/16"	 Random (V4)

PERFORMANCE CHARACTERISTICS

	ASTM#	Result
Water Absorption	C373	< 20.0%
Breaking Strength	C648	120-230 lbs
Scratch Hardness	MOHS	4.0
Chemical Resistance	C650	Resistant

For additional information on test results, visit us at: daltille.com/information/TestResults.

NOTES

Since there are variations in all fired ceramic and natural products, tile and trim supplied for your particular installation may not match samples. Final confirmation should be made from actual tiles and trim prior to installation. Manufactured in accordance with ANSI A137.1 standards.

To achieve optimal results, all tile should be selected from multiple cartons and shading and graphic arrangement planned prior to installation.

For additional information refer to "Factors to Consider" at: daltille.com/Factors.

Special consideration needs to be given when installing tiles greater than 15 inches. Please refer to daltille.com/LargeTiles for more information.

The tiles in this series are carefully crafted in a manner to provide a tile that is extremely rich and extraordinary. This results in a surface that is unique, for colors and texture, and is more a work of art than tile.

CAUTION

- Crackle tiles must be sealed with a penetrating sealer prior to grouting.
- Periodic resealing of crackle tile is required.
- Wall installation only where tile will not come into contact with staining agents including food.
- Not recommended for wet areas, countertops, or floors.



LEARN MORE

7834 C.F. Hawn Freeway,
Dallas, Texas 75217 | 1.800.933.TILE

To view the complete collection of
Daltille® products and information,
visit our website at daltille.com.

 **daltille**®

©2024 Daltille (2/24)

ZEROTOX

Healthy Homes | Healthy Planet