

WALL

USAGE



SIZES:



FINISHES: GLOSSY


CERAMIC WALL TILE – 4 x 16 ELEVATED




WHITE ID20

BEIGE ID21

GREIGE ID22



TEAL ID25




SLATE ID24



BLACK ID23

CERAMIC WALL TILE – 4 x 16 FLAT



WHITE ID20

BEIGE ID21

GREIGE ID22

TEAL ID25

SLATE ID24

BLACK ID23

LOW HIGH

NOT APPLICABLE FOR ALL PRODUCTS IN THIS SERIES. SEE CHARTS FOR FULL PRODUCT DETAILS.



SLIP RESISTANT



WATERPROOF



STAINPROOF



DENTPROOF



SCRATCH-RESISTANT*
*Applicable to products with Matte and Textured Finishes



FIRE-RESISTANT*
*Not Applicable to Mesh-Mounted Mosaics





CLIMATEPRO™



SIMPLICLEAN™

SIZES

| | | | Thickness | Sq. Ft./ Carton | Pieces/ Carton |
|--|-----------------|-------------------------------------|-----------|--------------------|-------------------|
|  | 4 x 16 Elevated | (4" x 16") (10.00 cm x 40.00 cm) | 11/16" | 5.17 | 12 |
|  | 4 x 16 Flat | (4" x 16") (10.00 cm x 40.00 cm) | 5/16" | 11.63 | 27 |

APPLICATIONS


| | Target DCOF wet | Suitable |
|--|--------------------|----------|
| Dry & Level – Interior Floor | N/A | |
| Wet & Level – Interior Floor | ≥ 0.42 | |
| Shower Floors (Residential or Light Commercial) | ≥ 0.42 | |
| Exterior Floor Applications (including patios, pool decking & other wet areas with minimal footwear) | ≥ 0.60 | |
| Ramps & Inclines | ≥ 0.65 | |
| Walls/Backsplashes | N/A | ✓ |
| Countertops | N/A | |
| Pool Linings | N/A | |

A DCOF value of ≥0.42 is the standard for tiles specified for level interior spaces expected to be walked upon when wet, as stated in ANSI A137.1-A326.3. For more information about DCOF and the DCOF AcuTest™, visit daltille.com/DCOF.

APPLICATION NOTES:

Suitable for exterior applications (provided it is noted as suitable in the applications chart above) in non-freezing climates, when proper installation methods are followed.

INSTALLATION

| Grout Joint Recommendation | Shade Variation |
|--|--|
| 1/16" (1/8" when rectangular size is installed in a staggered brick-joint pattern; overlap should not exceed 33%.) |  Low (V1) |

PERFORMANCE CHARACTERISTICS

| | ASTM# | Result |
|---------------------|-------|-------------|
| Water Absorption | C373 | < 20.0% |
| Breaking Strength | C648 | 120-230 lbs |
| Scratch Hardness | MOHS | 4.0 - 6.0 |
| Chemical Resistance | C650 | Resistant |

For additional information on test results, visit us at: daltille.com/information/TestResults.

NOTES

Since there are variations in all fired ceramic and natural products, tile and trim supplied for your particular installation may not match samples. Final confirmation should be made from actual tiles and trim prior to installation. Manufactured in accordance with ANSI A137.1 standards.

To achieve optimal results, all tile should be selected from multiple cartons and shading and graphic arrangement planned prior to installation.

For additional information refer to "Factors to Consider" at: daltille.com/Factors.

Special consideration needs to be given when installing tiles greater than 15 inches. Please refer to daltille.com/LargeTiles for more information.

