

**WOOD
LOOK**

USAGE




SEE CHARTS FOR FULL
PRODUCT DETAILS

SIZES:

6 x 24
Floor Tile

FINISHES: MATTE


GLAZED PORCELAIN FLOOR TILE



VL50 WHITE



VL51 BROWN



VL52 DARK BROWN



VL53 GRAY

SPECIAL FEATURES



SLIP RESISTANT



WATERPROOF



STAINPROOF



DENTPROOF



SCRATCH-RESISTANT*
*Applicable to products with Matte and Textured Finishes



FIRE-RESISTANT*
*Not Applicable to Mesh-Mounted Mosaics




CLIMATEPRO™



SIMPLICLEAN™

VISIT THE WHY TILE PAGE AT WWW.DAL TILE.COM FOR A COMPLETE LIST OF QUALIFICATIONS AND EXCLUSIONS.

SIZES

			Thickness	Sq. Ft./ Carton	Pieces/ Carton
	6 x 24 Floor Tile	6-1/16" x 23-7/8" (15.40 cm x 60.60 cm)	5/16"	15.00	15

APPLICATIONS

	Target DCOF wet	Suitable
Dry & Level – Interior Floor	N/A	✓
Wet & Level – Interior Floor	≥ 0.42	✓
Shower Floors (Residential or Light Commercial)	≥ 0.42	
Exterior Floor Applications (including pool decking & other wet areas with minimal footwear)	≥ 0.60	
Ramps & Inclines	≥ 0.65	
Walls/Backsplashes	N/A	✓
Countertops	N/A	✓
Pool Linings	N/A	

A DCOF value of ≥0.42 is the standard for tiles specified for level interior spaces expected to be walked upon when wet, as stated in ANSI A137.1-A326.3. For more information about DCOF and the DCOF AcuTest®, visit daltille.com/DCOF.

APPLICATION NOTES:

Suitable for exterior applications in freezing and non-freezing climates, when proper installation methods are followed.

INSTALLATION

Grout Joint Recommendation	Shade Variation
Floor: 3/16" (Overlap should not exceed 33% when installing tile with a length 15" or greater in a staggered brick-joint pattern.)	 High (V3)

PERFORMANCE CHARACTERISTICS

	ASTM#	Floor Result
Water Absorption	C373	< 0.5%
Breaking Strength	C648	> 275 lbs
Scratch Hardness	MOHS	8.0
Chemical Resistance	C650	Resistant

For additional information on test results, visit us at: daltille.com/information/TestResults.

DURABILITY

Floor Surface Wear Resistance

1	Residential Bathrooms (3)	All Residential / Light Commercial
2	All Residential Areas	4 All Residential / Commercial

NOTES

Since there are variations in all fired ceramic and natural products, tile and trim supplied for your particular installation may not match samples. Final confirmation should be made from actual tiles and trim prior to installation. Manufactured in accordance with ANSI A137.1 standards.

Not for use on ramps. Water, oil, grease, improper drainage and certain footwear can create slippery conditions. Floor applications expected to be exposed to these conditions require extra caution in product selection.

For additional information refer to "Factors to Consider" at: daltille.com/Factors.

Special consideration needs to be given when installing tiles greater than 15 inches. Please refer to daltille.com/LargeTiles for more information.

Use of a latex modified thin-set is recommended for installation. For more information, visit daltille.com.



**PRE-CONSUMER
RECYCLED MATERIALS**



MADE IN THE U.S.A.



REVEAL IMAGING®

All or select items within this series meet the requirements for these qualifications. For more information, visit daltille.com.