

COLOR WHEEL™ BORDERS

8FT JOLLY

Color Wheel Borders is great for any tile project and can be installed 4 different ways – as a cap, corner, liner or trim.

Perfect for Designers, Contractors, Builders, and DIY home projects because it is the most versatile of the liners available with a quarter round tile detail.

INSTALLATION GUIDE

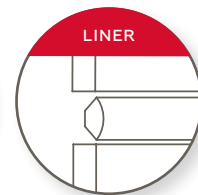
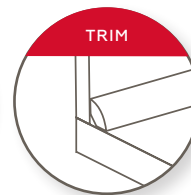



1/2" x 96" Arctic White Jolly

OVERVIEW

- Seamless Application with 8 Foot Length
- Low-Cost, Easy Installation
- Cuts with a Wet Saw
- Permanently Sealed
- Perfect for Wet Wall Applications
- Flexible Material

4 WAYS TO INSTALL



7834 C.F. Hawn Freeway,
Dallas, Texas 75217 | 1.800.933.TILE

To view the complete collection of
Daltile® products and information,
visit our website at daltile.com.

 **daltile®**
IMAGINE WHAT'S POSSIBLE™

©2024 Daltile (9/24)

COLOR WHEEL™ BORDERS

8FT JOLLY

1. MEASURE



Tiles are best cut or mitered with a diamond abrasive wet-saw.

2. APPLY



Use polymer fortified thin set, water-cleanable epoxy or latex mastic adhesive/acrylic latex adhesive.

3. PLACE



Place liner and grout to ensure a smooth, durable finish.

SEAMLESS APPLICATION



FLEXIBLE MATERIAL



8FT LENGTH

