

STONE  
LOOK

USAGE



FLOOR



WALL



COUNTERTOP



SHOWER  
FLOOR



EXTERIOR  
FLOOR



STEPWISE™



TRU-EDGE™



MADE IN  
THE U.S.A.



LARGE  
FORMAT



MOSAIC/  
DECO



ENCAUSTIC



TERRAZZO



PAVER



CUSTOMIZE



FLEXFIT™



CG  
GLASS COATING



LOW HIGH

SPECIAL FEATURES

NOT APPLICABLE  
FOR ALL PRODUCTS  
IN THIS SERIES. SEE CHARTS  
FOR FULL PRODUCT DETAILS.

CORE FUNDAMENTALS™

# ADVANTAGE

THE **ADVANTAGE TIER** IS RICH WITH A COMBINATION OF DIFFERENT FLOOR, WALL, AND MOSAICS TO EXCITE DESIGN TO MIX AND MATCH OR CREATE A COHESIVE LOOK.



# CORE FUNDAMENTALS™ – ADVANTAGE

## GLAZED CERAMIC FLOOR, WALL & MOSAICS

FINISHES: MATTE



Photo features Mural Taupe AQ02 12 x 24 on the floor.

### FLOOR TILE



PORTRAIT WHITE AQ01



MURAL TAUPE AQ02



RENOIR GREY AQ03

### WALL TILE



PORTRAIT WHITE AQ01



MURAL TAUPE AQ02



RENOIR GREY AQ03

### 2 x 4 BRICK-JOINT MOSAIC – DOT-MOUNTED ON A 12 x 12 SHEET



PORTRAIT WHITE AQ01




MURAL TAUPE AQ02



RENOIR GREY AQ03

### AVAILABLE TILE SIZES



FOR COMPLETE PRODUCT INFORMATION, PLEASE VISIT [WWW.DAL TILE/CORE-FUNDAMENTALS](http://WWW.DAL TILE/CORE-FUNDAMENTALS)



# CORE FUNDAMENTALS™ – ADVANTAGE

FINISHES: MATTE

GLAZED CERAMIC FLOOR, WALL & MOSAICS

## FLOOR TILE



ARIA WHITE EP20



PERCUSSION TAUPE EP21



TRUMPET GREY EP22

## 2 x 4 HERRINGBONE MOSAIC – DOT-MOUNTED ON 14 x 12 SHEET



ARIA WHITE EP20



PERCUSSION TAUPE EP21



TRUMPET GREY EP22

### AVAILABLE TILE SIZES



18 x 18  
Floor Tile



12 x 24  
Floor Tile



12 x 12  
Floor Tile



2 x 4  
Herringbone Mosaic

## FLOOR TILE



OFF WHITE AR30



LIGHT BEIGE AR31



LIGHT GRAY AR32

## 2 x 2 MOSAIC – DOT-MOUNTED ON A 12 x 12 SHEET



OFF WHITE AR30



LIGHT BEIGE AR31



LIGHT GRAY AR32

### AVAILABLE TILE SIZES



18 x 18  
Floor Tile



12 x 24  
Floor Tile



12 x 12  
Floor Tile



2 x 2  
Mosaic

FOR COMPLETE PRODUCT INFORMATION, PLEASE VISIT [WWW.DAL TILE/CORE-FUNDAMENTALS](http://WWW.DAL TILE/CORE-FUNDAMENTALS)



# CORE FUNDAMENTALS™ – ADVANTAGE

GLAZED CERAMIC FLOOR, WALL & MOSAICS

FINISHES: MATTE

## FLOOR TILE



WHITE BL43



GREY BL45

## AVAILABLE TILE SIZES



15 x 15  
Floor Tile



12 x 12  
Floor Tile



Photo features Core Fundamentals Advantage Percussion Taupe 12 x 24 on the floor and wall.














# CORE FUNDAMENTALS™ – ADVANTAGE

## AVAILABLE SIZE & TRIM SHAPES

### ADVANTAGE

PLEASE REFER TO CHART ON NEXT PAGE FOR AVAILABILITY BASED ON COLOR CODE

FLOOR			THICKNESS	FLOOR TRIM		
	<b>18 x 18 Floor Tile</b>	(17-11/16" x 17-11/16") (45.01 cm x 45.01 cm)	5/16"		<b>P43C9</b>	3 x 12 Floor Bullnose
	<b>15 x 15 Floor Tile</b>	(14-5/8" x 14-5/8") (37.16 cm x 37.16 cm)	5/16"	<b>WALL TRIM</b>		
	<b>12 x 24 Floor Tile</b>	(11-13/16" x 23-11/16") (30.02 cm x 60.12 cm)	5/16"		<b>S4310</b>	3 x 10 Wall Bullnose
	<b>12 x 12 Floor Tile</b>	(11-13/16" x 11-13/16") (30.02 cm x 30.02 cm)	5/16"		<b>SN4310</b>	3 x 3 Wall Bullnose Corner
WALL			THICKNESS			
	<b>10 x 14 Wall Tile</b>	(9-13/16" x 13-15/16") (24.99 cm x 35.40 cm)	5/16"			
MOSAICS			THICKNESS			
	<b>2 x 4 Brick-joint Mosaic Dot-mounted</b>	(12" x 12" Sheet) (30.48 cm x 30.48 cm Sheet)	1/4"			
	<b>2 x 4 Herringbone Mosaic Dot-mounted</b>	(14" x 12" Sheet) (35.56 cm x 30.48 cm Sheet)	1/4"			
	<b>2 x 2 Mosaic Dot-mounted</b>	(12" x 24" Sheet) (30.48 cm x 60.96 cm Sheet)	1/4"			



# CORE FUNDAMENTALS™ – ADVANTAGE

AVAILABLE SIZE & TRIM SHAPES

## ADVANTAGE

			FLOOR					WALL		MOSAIC		
			FIELD TILE				BULLNOSE	FIELD TILE	BULLNOSE			
COLOR #	COLOR NAME	PAGE #	18 x 18	15 x 15	12 x 24	12 x 12	P43C9	10 x 14	S4310 SN4310	2 x 4 BRICK-JOINT	2 x 4 HERRINGBONE	2 x 2
AQ01	Portrait White	11	●		●	●	●	●	●	●		
AQ02	Mural Taupe	11	●		●	●	●	●	●	●		
AQ03	Renoir Grey	11	●		●	●	●	●	●	●		
AR30	Off White	12	●		●	●	●					●
AR31	Light Beige	12	●		●	●	●					●
AR32	Light Gray	12	●		●	●	●					●
BL43	White	13		●		●	●					
BL45	Grey	13		●		●	●					
EP20	Aria White	12	●		●	●	●				●	
EP21	Percussion Taupe	12	●		●	●	●				●	
EP22	Trumpet Grey	12	●		●	●	●				●	



# CORE FUNDAMENTALS™ – ADVANTAGE

## APPLICATION SPECIFICATIONS

### ADVANTAGE – AR30 | AR31 | AR32 | AQ01 | AQ02 | AQ03 | EP20 | EP21 | EP22

#### APPLICATIONS

	Target DCOF wet	Suitable
Dry & Level – Interior Floor	N/A	✓
Wet & Level – Interior Floor	≥ 0.42	✓
Shower Floors (Residential or Light Commercial)	≥ 0.42	✓*
Shower Floor – Linear drain	≥ 0.42	✓*
Exterior Floor Applications (including patios, pool decking & other wet areas with minimal footwear)	≥ 0.60	
Ramps & Inclines	≥ 0.65	
Walls/Backsplashes	N/A	✓
Countertops	N/A	✓
Pool Linings	N/A	✓*



A DCOF value of ≥0.42 is the standard for tiles specified for level interior spaces expected to be walked upon when wet, as stated in ANSI A137.1-A326.3. For more information about DCOF and the DCOF AcuTest™, visit [daltile.com/DCOF](http://daltile.com/DCOF).

#### APPLICATION NOTES:

Suitable for exterior applications (provided it is noted as suitable in the applications chart above) in non-freezing climates, when proper installation methods are followed. Wall tile suitable for walls/backsplashes only.

\* Mosaic tile only

#### INSTALLATION

Grout Joint Recommendation	Shade Variation
<b>Floor:</b> 3/16" (Overlap should not exceed 33% when installing tile with a length 15" or greater in a staggered brick-joint pattern.)	 Medium (V2) AR30   AR31   AR32
<b>Mosaic:</b> 1/8"	 High (V3) AQ01   AQ02   AQ03 EP20   EP21   EP22
<b>Wall:</b> 1/16"	

#### PERFORMANCE CHARACTERISTICS

	ASTM#	Floor Result	Wall Result	Mosaic Result
Water Absorption	C373	< 7.0%	< 20.0%	< 3.0%
Breaking Strength	C648	> 250 lbs	120-230 lbs	> 250 lbs
Scratch Hardness	MOHS	7.0	4.0-6.0	8.0
Chemical Resistance	C650	Resistant	Resistant	Resistant

For additional information on test results, visit us at: [daltile.com/information/TestResults](http://daltile.com/information/TestResults).

#### DURABILITY

##### Floor Surface Wear Resistance

1	Residential Bathrooms (3)	All Residential / Light Commercial
2	All Residential Areas	4 All Residential / Commercial

### ADVANTAGE – BL43 | BL45

#### APPLICATIONS


	Target DCOF wet	Suitable
Dry & Level – Interior Floor	N/A	✓
Wet & Level – Interior Floor	≥ 0.42	✓
Shower Floors (Residential or Light Commercial)	≥ 0.42	
Exterior Floor Applications (including patios, pool decking & other wet areas with minimal footwear)	≥ 0.60	
Ramps & Inclines	≥ 0.65	
Walls/Backsplashes	N/A	✓
Countertops	N/A	✓
Pool Linings	N/A	

A DCOF value of ≥0.42 is the standard for tiles specified for level interior spaces expected to be walked upon when wet, as stated in ANSI A137.1-A326.3. For more information about DCOF and the DCOF AcuTest™, visit [daltile.com/DCOF](http://daltile.com/DCOF).

#### APPLICATION NOTES:

Suitable for exterior applications (provided it is noted as suitable in the applications chart above) in non-freezing climates, when proper installation methods are followed.

#### INSTALLATION

Grout Joint Recommendation	Shade Variation
<b>Floor:</b> 3/16" (Overlap should not exceed 33% when installing tile with a length 15" or greater in a staggered brick-joint pattern.)	 Medium (V2)

#### PERFORMANCE CHARACTERISTICS

	ASTM#	Result
Water Absorption	C373	< 7.0%
Breaking Strength	C648	> 250 lbs
Scratch Hardness	MOHS	8.0
Chemical Resistance	C650	Resistant

For additional information on test results, visit us at: [daltile.com/information/TestResults](http://daltile.com/information/TestResults).

#### DURABILITY

##### Floor Surface Wear Resistance

1	Residential Bathrooms (3)	All Residential / Light Commercial
2	All Residential Areas	4 All Residential / Commercial





Photo features Aria White EP20 12 x 24 on the floor.