



STONE LOOK

FLOOR | WALL

**AVONDALE™**

GLAZED PORCELAIN FLOOR, GLAZED CERAMIC WALL & MOSAIC



 **daltile®**  
IMAGINE WHAT'S POSSIBLE™

FLOOR | WALL

**AVONDALE™**

GLAZED PORCELAIN FLOOR, GLAZED CERAMIC WALL & MOSAIC

## A Tile for Any Style, a Style for Any Room

Neutral colors and softly illuminated tones emulate the warmth of natural limestone. Its natural color tones and moving graphics give it added dimension. Avondale's porcelain floor tile and complementary ceramic wall and mosaic tiles allow for a wealth of design options. Find gorgeous details within the surface as you explore the many facets of Avondale.

- **REALISTIC LOOK**

- Realistic graphics and color demonstrate depth and movement to help create the desired classic visual appeal
- Emulates a limestone visual with wide graphic variation in three color tones

- **COORDINATING FORMATS**

- Coordinating floor, wall and mosaic tile create more design possibilities

- **NEUTRAL COLORS**

- Warm color palette easily integrates with any style or design

### STONE LOOK

### USAGE



FLOOR



WALL



COUNTERTOP



SHOWER  
FLOOR



EXTERIOR  
FLOOR



STEPWISE™



TRU-EDGE™



MADE IN  
THE U.S.A.



LARGE  
FORMAT



MOSAIC/  
DECO



ENCAUSTIC



TERRAZZO



PAVER



CUSTOMIZE



FLEXFIT™



LOW HIGH

SEE CHARTS FOR FULL  
PRODUCT DETAILS

SPECIAL FEATURES

Cover photo features Avondale™ Chateau Creme 18 x 18 in a grid pattern on the floor with 10 x 14 wall tile and 2 x 4 brick-joint mosaic on the walls. Above photo features Avondale™ Castle Rock 10 x 14 wall tile with Glass Horizons™ Arctic Blend mosaic as a decorative accent.

# STONE LOOK

FLOOR | WALL

## AVONDALE™

GLAZED PORCELAIN FLOOR, GLAZED CERAMIC WALL & MOSAIC

### SIZES:



18 x 18  
Floor Tile



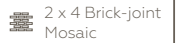
12 x 24  
Floor Tile



12 x 12  
Floor Tile



10 x 14  
Wall Tile



2 x 4 Brick-joint  
Mosaic

FINISHES: MATTE

### COLOR PALETTE



CHATEAU CREME



CASTLE ROCK



WEST TOWER

### GLAZED PORCELAIN FLOOR TILE



CHATEAU CREME AD01



CASTLE ROCK AD03



WEST TOWER AD02

### GLAZED CERAMIC WALL TILE



CHATEAU  
CREME AD01



CASTLE  
ROCK AD03



WEST  
TOWER AD02

### 2 x 4 GLAZED CERAMIC MOSAIC



CHATEAU CREME AD01



CASTLE ROCK AD03



WEST TOWER AD02



SLIP RESISTANT



WATERPROOF



STAINPROOF



DENTPROOF



SCRATCH-RESISTANT



FIRE-RESISTANT








CLIMATEPRO™






SIMPLICLEAN™

VISIT THE WHY TILE PAGE AT [WWW.DAL TILE.COM](http://WWW.DAL TILE.COM) FOR A COMPLETE LIST OF QUALIFICATIONS AND EXCLUSIONS.



SIZES					
			Thickness	Sq. Ft./ Carton	Pieces/ Carton
	18 x 18 Floor Tile	(17-3/4" x 17-3/4") (45.20 cm x 45.20 cm)	5/16"	17.60	8
	12 x 24 Floor Tile	(11-13/16" x 23-13/16") (30.00 cm x 60.48 cm)	5/16"	15.60	8
	12 x 12 Floor Tile	(11-13/16" x 11-13/16") (30.00 cm x 30.00 cm)	5/16"	14.55	15
	10 x 14 Wall Tile	(9-13/16" x 13-15/16") (24.99 cm x 35.40 cm)	5/16"	14.55	15
	2 x 4 Brick-joint Mosaic (Dot-mounted)	(12" x 12" Sheet) (30.48 cm x 30.48 cm Sheet)	1/4"	9.96	12

TRIM				
	Type	Number	Size	Pieces/ Carton
	Floor Bullnose	P-43C9	3 x 12	22
	Wall Bullnose (10" side)	S-4310	3 x 10	54
	Wall Bullnose Corner	SN-4310	3 x 3	32

APPLICATIONS		
	Target DCOF wet	Suitable
Dry & Level – Interior Floor	N/A	✓†
Wet & Level – Interior Floor	≥ 0.42	✓†
Shower Floors (Residential or Light Commercial)	≥ 0.42	✓*
Exterior Floor Applications (including pool decking & other wet areas with minimal footwear)	≥ 0.60	
Ramps & Inclines	≥ 0.65	
Walls/Backsplashes	N/A	✓
Countertops	N/A	✓†
Pool Linings	N/A	✓*

A DCOF value of ≥0.42 is the standard for tiles specified for level interior spaces expected to be walked upon when wet, as stated in ANSI A137.1-A326.3. For more information about DCOF and the DCOF AcuTest™, visit [daltille.com/DCOF](https://daltille.com/DCOF).

**APPLICATION NOTES :**

Floor tile suitable for exterior applications in freezing and non-freezing climates, when proper installation methods are followed.

Wall and mosaic tile suitable for exterior applications in non-freezing climates, when proper installation methods are followed.

† Wall tile not suitable for this application.

\* Mosaic tile only


 **POST-CONSUMER  
RECYCLED MATERIALS**

 **PRE-CONSUMER  
RECYCLED MATERIALS**

 **MADE IN THE U.S.A.**

 **REVEAL IMAGING®**

All or select items within this series meet the requirements for these qualifications. For more information, visit [daltille.com](https://daltille.com).

INSTALLATION	
<b>Grout Joint Recommendation</b>	<b>Shade Variation</b>
<b>Floor:</b> 3/16" (Overlap should not exceed 33% when installing tile with a length 15" or greater in a staggered brick-joint pattern. When multiple sizes are installed in a modular pattern, please specify same size caliber at time of order.)	
<b>Wall:</b> 1/16"	 High (V3)
<b>Mosaic:</b> 1/8"	

PERFORMANCE CHARACTERISTICS				
	ASTM#	Floor Result	Wall Result	Mosaic Result
Water Absorption	C373	< 0.5%	< 20.0%	< 3.0%
Breaking Strength	C648	> 275 lbs	120-230 lbs	> 250 lbs
Scratch Hardness	MOHS	8.0	4.0-6.0	8.0
Chemical Resistance	C650	Resistant	Resistant	Resistant
For additional information on test results, visit us at: <a href="https://daltille.com/information/TestResults">daltille.com/information/TestResults</a> .				

DURABILITY				
Floor Surface Wear Resistance				
1	Residential Bathrooms	3	All Residential / Light Commercial	
2	All Residential Areas	④	All Residential / Commercial	

**NOTES**

Since there are variations in all fired ceramic and natural products, tile and trim supplied for your particular installation may not match samples. Final confirmation should be made from actual tiles and trim prior to installation. Manufactured in accordance with ANSI A137.1 standards.

Not for use on ramps. Water, oil, grease, improper drainage and certain footwear can create slippery conditions. Floor applications expected to be exposed to these conditions require extra caution in product selection.

For additional information refer to "Factors to Consider" at: [daltille.com/Factors](https://daltille.com/Factors).

Special consideration needs to be given when installing tiles greater than 15 inches. Please refer to [daltille.com/LargeTiles](https://daltille.com/LargeTiles) for more information.

Use of a latex modified thin-set is recommended for installation. For more information, visit [daltille.com](https://daltille.com).