



STONE LOOK

ELECT™

GLAZED CERAMIC FLOOR, WALL & MOSAIC



# ELECT™

GLAZED CERAMIC FLOOR, WALL & MOSAIC

## Modern Day Eternal Beauty

Achieve an everlasting, modern look with Elect™. This classic assortment is inspired by the look of marble, which features glass-like crystals and linear vein movement. The neutral & contemporary softness of Elect will bring harmony and versatility to any space.

- ELEGANT, LINEAR LOOK
  - 4 x 12 wall tile and 12 x 24 floor tile offered in neutral color selections of white, beige and grey
  - 1 x 3 herringbone mosaic adds patterned dimension
- MANUFACTURED LOCALLY
  - Floor tile is Made in the USA with Reveal Imaging® Technology
  - Coordinating floor bullnose and jolly available

### STONE LOOK

### USAGE



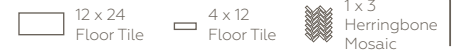
### SPECIAL FEATURES

SEE CHARTS FOR FULL  
PRODUCT DETAILS

Cover and above photos feature Elect™ Grey 12 x 24 on floor in grid pattern and Confectionery™ Licorice 6 x 6 on the wall in grid pattern.




SIZES:



FINISHES: MATTE


FLOOR TILE



WHITE EL30



BEIGE EL31



GREY EL32

WALL TILE



WHITE EL30



BEIGE EL31



GREY EL32

HERRINGBONE MOSAIC



WHITE EL30



BEIGE EL31



GREY EL32

JOLLY TRIM



WHITE EL30



BEIGE EL31



GREY EL32



SLIP RESISTANT



STAINPROOF



DENTPROOF



SCRATCH-RESISTANT<sup>1</sup>  
<sup>1</sup>Applicable to products with Matte and Textured Finishes



FIRE-RESISTANT<sup>2</sup>  
<sup>2</sup>Not Applicable to Mesh-Mounted Mosaics



SIMPLICLEAN™

SIZES

			Thickness	Sq. Ft./ Carton	Pieces/ Carton
	12 x 24 Floor Tile	(11-9/16" x 23-3/8") (29.40 cm x 59.30 cm)	3/8"	15.04	8
	4 x 12 Wall Tile	(4-1/4" x 12-7/8") (10.91 cm x 32.77 cm)	5/16"	10.64	28
	1 x 3 Herringbone Mosaic	(9" x 12" Sheet) (22.86 cm x 30.48 cm Sheet)	1/4"	6.00	10

APPLICATIONS

	Target DCOF wet	Suitable
Dry & Level – Interior Floor	N/A	✓*
Wet & Level – Interior Floor	≥ 0.42	✓*
Shower Floors (Residential or Light Commercial)	≥ 0.42	✓**
Exterior Floor Applications (including pool decking & other wet areas with minimal footwear)	≥ 0.60	
Ramps & Inclines	≥ 0.65	
Walls/Backsplashes	N/A	✓
Countertops	N/A	✓*
Pool Linings	N/A	✓**

A DCOF value of ≥0.42 is the standard for tiles specified for level interior spaces expected to be walked upon when wet, as stated in ANSI A137.1-A326.3. For more information about DCOF and the DCOF AcuTest™, visit [daltille.com/DCOF](https://daltille.com/DCOF).

APPLICATION NOTES:

Suitable for exterior applications in non-freezing climates, when proper installation methods are followed.  
\* Wall tile not suitable for this application.  
\*\* Mosaic tile only



POST-CONSUMER  
RECYCLED MATERIALS



PRE-CONSUMER  
RECYCLED MATERIALS





MADE IN THE U.S.A.




REVEAL IMAGING®

All or select items within this series meet the requirements for these qualifications. For more information, visit [daltille.com](https://daltille.com).

TRIM

	Type	Number	Size	Pieces/ Carton
	Floor Bullnose	P-43F9	3 x 24	10
	Jolly	S-1/212J	1/2 x 12	12

INSTALLATION

Grout Joint Recommendation	Shade Variation
<b>Floor:</b> 3/16" (Overlap should not exceed 33% when installing tile with a length of 15" or greater in a staggered brick-joint pattern.)	 High (V3)
<b>Wall:</b> 1/16" (When rectangular size is installed in a staggered brick-joint pattern, overlap should not exceed 33%.)	
<b>Mosaics:</b> 1/8"	

PERFORMANCE CHARACTERISTICS

	ASTM#	Floor Result	Wall Result	Mosaic Result
Water Absorption	C373	< 7.0%	< 20%	< 3.0%
Breaking Strength	C648	> 250 lbs	120-230 lbs	> 250 lbs
Scratch Hardness	MOHS	8.0	4.0-6.0	7.0
Chemical Resistance	C650	Resistant	Resistant	Resistant

For additional information on test results, visit us at: [daltille.com/information/TestResults](https://daltille.com/information/TestResults).

DURABILITY

Floor Surface Wear Resistance				
1	Residential Bathrooms	③	All Residential / Light Commercial	
2	All Residential Areas	4	All Residential / Commercial	

NOTES

Since there are variations in all fired ceramic and natural products, tile and trim supplied for your particular installation may not match samples. Final confirmation should be made from actual tiles and trim prior to installation. Manufactured in accordance with ANSI A137.1 standards.

Not for use on ramps. Water, oil, grease, improper drainage and certain footwear can create slippery conditions. Floor applications expected to be exposed to these conditions require extra caution in product selection.

For additional information refer to "Factors to Consider" at: [daltille.com/Factors](https://daltille.com/Factors).

Special consideration needs to be given when installing tiles greater than 15 inches. Please refer to [daltille.com/LargeTiles](https://daltille.com/LargeTiles).