



FLOOR

**EVER™**

COLORBODY™ PORCELAIN

 **daltile®**  
IMAGINE WHAT'S POSSIBLE™



Cover photo features Artic and Light 24 x 24 Unpolished field tile in a grid pattern on the floor..  
Above photo features Dark Textured in 24 x 24 grid pattern on the floor.

## Everlasting Style and Performance in a Porcelain Tile

Ever™ offers the timeless versatility of limestone in a durable porcelain tile. Limestone has been used to create some of the most famous structures all over the world. Bring that timelessness to your space in a porcelain tile that is constructed to stand the test of time.

- **NATURAL STONE VISUAL**
  - True interpretation of natural stone creates timeless visual harmony
  - Technical surface with micro-flakes of variable dimensions offers natural movement and layering
- **CONTEMPORARY COLOR PALETTE & VISUALS**
  - Warm and cool palette offers six contemporary colors
  - Colors can be mixed, matched, and coordinated with any space
  - Multiple surface textures offer infinite creative potential

**T|E** TRU-EDGE

CERTIFIED  
**PORCELAIN**  
TILE  
© 5% or less water absorption



LIGHT POLISHED FIELD TILE




Close -up of tile


MOON EV01




LIGHT EV02



ARTIC EV03



ROCK EV04



EARTH EV05



DARK EV06

UNPOLISHED FIELD TILE



Close -up of tile


MOON EV01



LIGHT EV02




ARTIC EV03



ROCK EV04



EARTH EV05



DARK EV06

FLOOR

**EVER™**

COLORBODY™ PORCELAIN

## TEXTURED FIELD TILE



Close-up of tile

MOON EV01



LIGHT EV02



ARTIC EV03



ROCK EV04



EARTH EV05



DARK EV06

## DECORATIVE ACCENTS



MOON EV01  
12 x 24 Modern Liner



LIGHT EV02  
12 x 24 Modern Liner




ARTIC EV03  
12 x 24 Modern Liner



ROCK EV04  
12 x 24 Modern Liner



EARTH EV05  
12 x 24 Modern Liner



DARK EV06  
12 x 24 Modern Liner

**SIZES**

			Thickness	Sq. Ft. per Carton	Pieces per Carton
	24 x 24 Field Tile ❖ (Unpolished, Light Polished‡ & Textured††)	(23.42" x 23.42") (60.00 cm x 60.00 cm)	5/16"	11.62	3
	18 x 18 Field Tile ❖ (Unpolished)	(17.56" x 17.56") (45.00 cm x 45.00 cm)	5/16"	10.89	5
	12 x 24 Field Tile ❖ (Unpolished, Light Polished‡ & Textured††)	(11.65" x 23.42") (30.00 cm x 60.00 cm)	5/16"	11.62	6
	12 x 24 Modern Liner+	(11.65" x 23.42") (30.00 cm x 60.00 cm)	5/16"	--	4

- ❖ Stocked items
- ‡ Special Order with 2-week lead time
- †† Special Order with 6-8 week lead time
- + Combination of surfaces

**FLOOR APPLICATIONS**

	Target DCOF wet	Suitable
Dry & Level – Interior	N/A	✓
Wet & Level – Interior	≥ 0.42	✓*
Exterior Applications; Pool Decking & Other Wet Areas with Minimal Footwear	≥ 0.60	✓**
Ramps & Inclines	≥ 0.65	

A DCOF value of ≥ 0.42 is the standard for tiles specified for level interior spaces expected to be walked upon when wet, as stated in ANSI A137.1-2012, Section 9.6. For more information about DCOF and the DCOF AcuTest™, visit [daltile.com/DCOF](http://daltile.com/DCOF).

**OTHER APPLICATIONS**

	Suitable
Walls/Backsplashes	✓
Countertops	✓
Pool Linings	

**APPLICATION NOTES:**


- \* Unpolished and textured surfaces only
- \*\* Textured surface only
- Light Polished surface is suitable only for dry and level floor applications.
- Suitable for exterior applications in freezing and non-freezing climates when proper installation methods are followed.

**TRIM (Available in Unpolished Only)**

Type	Number	Size	Pieces per Carton
 Gradino Step Tread††	S-6CF6	12 x 24	6
 Bullnose ❖	S-43F9	3 x 24	10
 Cove Base ❖	S-36C9T	6 x 12	20
 Cove Base Outcorner ❖	SC-36C9T	1 x 6	10

- ❖ Stocked items
- †† Special Order with 6-8 week lead time
- Floor bullnose, cove base, and cove base corner trim are intended to coordinate with floor field tile in the standard 90-degree installation position.

**INSTALLATION**

Grout Joint Recommendation	Shade Variation
1/8" (3/16" when multiple sizes are installed in a modular pattern, and when installed in a staggered brick-joint pattern; overlap should not exceed 33%)	 High (V3)

**TEST RESULTS**

	ASTM#	Result
Water Absorption	C373	< 0.5%
Breaking Strength	C648	> 450 lbs.
Scratch Hardness	MOHS	8.0
Chemical Resistance	C650	Resistant

**NOTES**

- Special consideration needs to be given when installing tiles greater than 15 inches. Please refer to [daltile.com/LargeTiles](http://daltile.com/LargeTiles) for more information.
- Special care should be taken when grouting with dark pigmented colors. A grout release is recommended to prevent finely powdered pigments from lodging in the pores of the surface. Use of a latex modified thin-set is recommended for installation.
- Since there are variations in all fired ceramic products, tile and trim supplied for your particular installation may not match these samples. Final color selection should be made from actual tiles and trim and not from tile samples or color reproductions. Manufactured in accordance with ANSI A137.1 standards.
- Water, oil, grease, etc. create slippery conditions. Floor applications with exposure to these conditions require extra caution in product selection. Not for use on ramps.
- For additional information refer to "Factors to Consider" at [daltile.com/Factors](http://daltile.com/Factors).



DESIGNED TO HELP EARN LEED™ CREDITS. For more detailed information, visit [daltilegreenworks.com](http://daltilegreenworks.com).

SCAN QR CODE FOR PRODUCT INFORMATION

Get a QR Code reader at: [GET.DALTILE.COM](http://GET.DALTILE.COM)



7834 C. F. Hawn Freeway, Dallas, Texas 75217 | 1.800.933.TILE

To view the complete collection of Daltile® products and information, visit our website at [daltile.com](http://daltile.com).



IMAGINE WHAT'S POSSIBLE™

©2016 Dal-Tile Corporation (7/16)