



FLOOR

FORMULA™
COLORBODY™ PORCELAIN

 **daltile®**
IMAGINE WHAT'S POSSIBLE™



Cover photo features Formula™ Equation Grey 24 x 24 on the floor. Above photo features Formula™ Theorem Ivory 12 x 24 on the floor.

Beauty Grounded in Strength

Timeless style meets advanced technology with Formula™. This sleek, double-load porcelain tile is engineered for optimal durability, adding stylish design to high-traffic spaces and lasting sophistication to any floor or wall application. Available in seven natural colors in polished and unpolished finishes, this versatile tile is impressive in both form and function.

- **INNOVATION THAT ENDURES**
 - Advanced double-layered technology allows optimum durability
 - Even high-traffic areas can achieve exceptional style with this contemporary yet timeless look
- **ENDLESS OPTIONS FOR INFINITE STYLE**
 - Available in seven versatile colors in polished or unpolished finishes
 - Ideal for commercial, institutional or residential floor and wall applications
 - Offered in 12 x 24, 24 x 24 and 24 x 48 sizes with coordinating trim

 **PRE-CONSUMER RECYCLED MATERIALS**

 **TRU-EDGE™**

All or select items within this series meet the requirements for these qualifications. For more information visit daltile.com.

 **CERTIFIED RECELAIN™ TILE**
0-5% or less water absorption

USAGE


Floors Walls Countertops

F **W** **C**

FLOOR TILE – UNPOLISHED



THEOREM IVORY FM93




PLANES TAUPE FM98




EQUATION GREY FM96




AXIOM SILVER FM94



ROOTS BROWN FM97



INTERSECTION ANTHRACITE FM95



UNION BLACK FM99

FLOOR TILE – POLISHED



THEOREM IVORY FM93



PLANES TAUPE FM98




EQUATION GREY FM96




AXIOM SILVER FM94



ROOTS BROWN FM97



INTERSECTION ANTHRACITE FM95






UNION BLACK FM99

FORMULA™

COLORBODY™ PORCELAIN

SIZES

| | | | Thickness | Sq. Ft./ Carton | Pieces/ Carton |
|--|-----------------------|---|-----------------------------------|--------------------|-------------------|
|  | 24 x 48 Floor Tile | (23-7/16" x 47-1/16") (59.50 cm x 119.50 cm) | 3/8" Polished 7/16" Unpolished | 15.50 | 2 |
|  | 24 x 24 Floor Tile | (23-7/16" x 23-7/16") (59.50 cm x 59.50 cm) | 3/8" Polished 7/16" Unpolished | 11.64 | 3 |
|  | 12 x 24 Floor Tile | (11-11/16" x 23-7/16") (29.65 cm x 59.50 cm) | 3/8" Polished 7/16" Unpolished | 9.70 | 5 |

APPLICATIONS

| | Target DCOF wet | Suitable |
|--|--------------------|----------|
| Dry & Level – Interior Floor | N/A | ✓ |
| Wet & Level – Interior Floor | ≥ 0.42 | ✓* |
| Shower Floors (Residential or Light Commercial) | ≥ 0.42 | |
| Exterior Floor Applications (including pool decking & other wet areas with minimal footwear) | ≥ 0.60 | |
| Ramps & Inclines | ≥ 0.65 | |
| Walls/Backsplashes | N/A | ✓ |
| Countertops | N/A | ✓ |
| Pool Linings | N/A | |




A DCOF value of ≥ 0.42 is the standard for tiles specified for level interior spaces expected to be walked upon when wet, as stated in ANSI A137.1-2012, Section 9.6. For more information about DCOF and the DCOF AcuTest™, visit daltile.com/DCOF.

APPLICATION NOTES:

Suitable for exterior applications in freezing and non-freezing climates, when proper installation methods are followed.

* Unpolished only


TRIM

| | Type | Number | Size | Pieces/ Carton |
|--|-------------------------|----------|--------|-------------------|
|  | Bullnose | S-43F9 | 3 x 24 | 10 |
|  | Cove Base† | S-36C9T | 6 x 12 | 20 |
|  | Cove Base Outcorner† | SC-36C9T | 1 x 6 | 10 |

Cove base trim is intended to coordinate with floor tile in the standard 90-degree installation position.

† Available in Unpolished only

INSTALLATION

| Grout Joint Recommendation | Shade Variation |
|---|---|
| 1/8" (3/16" when installing tile with a length 15" or greater in a staggered brick-joint pattern; overlap should not exceed 33%.) |  High (V3) |

PERFORMANCE CHARACTERISTICS

| | ASTM# | Result |
|---------------------|-------|-----------|
| Water Absorption | C373 | < 0.5% |
| Breaking Strength | C648 | > 275 lbs |
| Scratch Hardness | MOHS | 8.0 |
| Chemical Resistance | C650 | Resistant |
| Abrasion Resistance | C1027 | N/A |

For additional information on test results, visit us at: daltile.com/information/TestResults.

NOTES

Since there are variations in all fired ceramic and natural products, tile and trim supplied for your particular installation may not match samples. Final confirmation should be made from actual tiles and trim prior to installation. Manufactured in accordance with ANSI A137.1 standards.

Not for use on ramps. Water, oil, grease, improper drainage and certain footwear can create slippery conditions. Floor applications expected to be exposed to these conditions require extra caution in product selection.

For additional information refer to "Factors to Consider" at: daltile.com/Factors.

Special consideration needs to be given when installing tiles greater than 15 inches. Please refer to daltile.com/LargeTiles for more information.

Manufacturer Advisory: All tile is measured by the DCOF AcuTest™ method. Tiles with DCOF values <0.42 are not recommended for use in areas with wet or slippery conditions. For more information, see ANSI standard A137.1 section 6.2.2.1.10, available at www.tileusa.com.

Special care should be taken when grouting with dark pigmented colors. A grout release is recommended to prevent finely powdered pigments from lodging in the pores of the surface. Use of a latex modified thin-set is recommended for installation.



DESIGNED TO HELP EARN LEED™ CREDITS. For more detailed information, visit daltilegreenworks.com.

7834 C.F. Hawn Freeway,
Dallas, Texas 75217 | 1.800.933.TILE

To view the complete collection of Daltile® products and information, visit our website at daltile.com.



IMAGINE WHAT'S POSSIBLE™

©2018 Daltile (3/18.1)