



FLOOR

HAUT MONDE™

STONE ATTACHÉ™ COLLECTION – COLORBODY™ PORCELAIN

 **daltile®**
IMAGINE WHAT'S POSSIBLE™



Cover photo features Haut Monde™ Empire Black 24 x 48 on the floor with Ambassador™ Voyager Black random linear mosaic on the wall. Above photo features Haut Monde™ Empire Black 24 x 48 on the floor.

Haut Monde™ – The Warmth and Elegance of Sandstone

Interpreting soft sandstone in modern hues, the Haut Monde series provides the perfect design canvas for creating welcoming spaces. While the fine grain of sandstone provides a uniform appearance, a sense of dimension adds depth of interest to Haut Monde. Large and rectangular sizes as well as a contemporary mosaic all come in six deep neutral colors.

- **NATURAL, CONTEMPORARY APPEAL**
 - Soft, fine-grain natural sandstone look provides a uniform appearance that supports contemporary designs
 - Six modern hues with a range of cool and warm colors are available in two finishes for added design options
- **ADDED DIMENSION**
 - Three sizes available including a 24 x 48 large-format tile
 - Unique mosaic complements the soft look of Haut Monde floor tile

USAGE

Floors	Walls	Countertops
F	W	C



**PRE-CONSUMER
RECYCLED MATERIALS**



MADE IN THE U.S.A.



TRU-EDGE

All or select items within this series meet the requirements for these qualifications. For more information visit daltile.com.



FLOOR TILE

Available in Unpolished & Light Polished



NOBILITY WHITE HM08



ARISTOCRAT CREAM HM07




LEISURE BEIGE HM04



ELITE GREY HM05



GLITTERATI GRANITE HM03



EMPIRE BLACK HM06

2 x 2 MOSAIC

Available in Unpolished only




NOBILITY WHITE HM08



ARISTOCRAT CREAM HM07




LEISURE BEIGE HM04



ELITE GREY HM05



GLITTERATI GRANITE HM03








EMPIRE BLACK HM06

HAUT MONDE™

STONE ATTACHÉ™ COLLECTION – COLORBODY™ PORCELAIN

SIZES

			Thickness	Sq. Ft./ Carton	Pieces/ Carton
	24 x 48 Floor Tile ■ (23-3/8" x 46-5/16") (59.44 cm x 119.30 cm)		3/8"	15.26	2
	24 x 24 Floor Tile ■ (23-3/8" x 23-3/8") (59.44 cm x 59.44 cm)		3/8"	15.20	4
	12 x 24 Floor Tile (11-5/8" x 23-3/8") (26.59 cm x 59.44 cm)		3/8"	15.12	8
	12 x 12 Floor Tile ■ (11-5/8" x 11-5/8") (29.56 cm x 29.56 cm)		3/8"	12.22	13
	2 x 2 Mosaic ■ (Mesh- mounted) (12" x 12" Sheet) (30.48 cm x 30.48 cm Sheet)		3/8"	10.00	10

■ Available in Unpolished only

APPLICATIONS

	Target DCOF wet	Suitable
Dry & Level – Interior Floor	N/A	✓
Wet & Level – Interior Floor	≥ 0.42	✓*
Shower Floors (Residential or Light Commercial)	≥ 0.42	✓**
Exterior Floor Applications (including pool decking & other wet areas with minimal footwear)	≥ 0.60	
Ramps & Inclines	≥ 0.65	
Walls/Backsplashes	N/A	✓
Countertops	N/A	✓
Pool Linings	N/A	✓**

A DCOF value of ≥ 0.42 is the standard for tiles specified for level interior spaces expected to be walked upon when wet, as stated in ANSI A1371-2012, Section 9.6. For more information about DCOF and the DCOF AcuTest™, visit daltile.com/DCOF.




APPLICATION NOTES:

Suitable for exterior applications in freezing and non-freezing climates, when proper installation methods are followed.

* Unpolished only

** Mosaic tile only


TRIM

	Type	Number	Size	Pieces/ Carton
	Bullnose ♦	S-43F9	3 x 24	10
	Cove Base	S-36C9T	6 x 12	22
	Cove Base Corner	SC-36C9T	1 x 6	15

Cove base trim is intended to coordinate with floor tile in the standard 90 degree installation position.

♦ Available in Unpolished only

INSTALLATION

Grout Joint Recommendation	Shade Variation
1/8" (3/16" when multiple sizes are installed in a modular pattern, and/or when installing tile with a length 15' or greater in a staggered brick-joint pattern; overlap should not exceed 33%.)	 High (V3)

PERFORMANCE CHARACTERISTICS

	ASTM#	Result
Water Absorption	C373	< 0.5%
Breaking Strength	C648	> 275 lbs
Scratch Hardness	MOHS	8.0
Chemical Resistance	C650	Resistant
Abrasion Resistance	C1027	N/A

For additional information on test results, visit us at: daltile.com/information/TestResults.

NOTES

Since there are variations in all fired ceramic and natural products, tile and trim supplied for your particular installation may not match samples. Final confirmation should be made from actual tiles and trim prior to installation. Manufactured in accordance with ANSI A1371 standards.

Not for use on ramps. Water, oil, grease, improper drainage and certain footwear can create slippery conditions. Floor applications expected to be exposed to these conditions require extra caution in product selection.

For additional information refer to "Factors to Consider" at: daltile.com/Factors.

Special consideration needs to be given when installing tiles greater than 15 inches. Please refer to daltile.com/LargeTiles for more information.

Special care should be taken when grouting with dark pigmented colors. A grout release is recommended to prevent finely powdered pigments from lodging in the pores of the surface. Use of a latex modified thin-set is recommended for installation.



DESIGNED TO HELP EARN LEED™ CREDITS. For more detailed information, visit daltilegreenworks.com.

7834 C. F. Hawn Freeway,
Dallas, Texas 75217 | 1.800.933.TILE

To view the complete collection of Daltile® products and information, visit our website at daltile.com.



IMAGINE WHAT'S POSSIBLE™

©2018 Daltile (3/18.1)