



CONCRETE LOOK

IMAGICA™
COLORBODY™ PORCELAIN

 daltile®
IMAGINE WHAT'S POSSIBLE™

Powerful Performance with the Look of Luxury

Urban skylines and sleek lines inspired the modern, stained concrete look of Imagica™. Fashionable and on-trend, metropolitan-inspired colors like Vision, Cosmo, Haze, and Midnight transform your space into downtown chic. Diverse sizes and large-scale options make this collection a hit for commercial areas. Simple to maintain and very durable, Imagica makes a bold statement.

- HIGH-PERFORMANCE DESIGN

- Modern design mimics a stained concrete look for on-trend appeal
- Stands up to high-traffic areas requiring ultimate performance standards

- IDEAL SIZES AND COLORS

- Make a statement with stylish color options and cool, contemporary tones
- Perfectly suited for large projects and open spaces requiring bold design

CONCRETE LOOK

USAGE



FLOOR



WALL



COUNTERTOP



SHOWER
FLOOR



EXTERIOR
FLOOR



STEPWISE™



TRU-EDGE™



MADE IN
THE U.S.A.



LARGE
FORMAT



MOSAIC/
DECO



ENCAUSTIC



TERRAZZO



PAVER



CUSTOMIZE



FLEXFIT™



PC

LOW HIGH

SPECIAL FEATURES

NOT APPLICABLE
FOR ALL PRODUCTS
IN THIS SERIES. SEE
CHARTS FOR FULL
PRODUCT DETAILS.



CONCRETE LOOK

IMAGICA™

COLORBODY™ PORCELAIN

SIZES:



24 x 24
Floor Tile



12 x 24
Floor Tile

FINISHES: MATTE | LIGHT POLISHED

COLOR PALETTE




VISION



HAZE



COSMO



MIDNIGHT

AVAILABLE IN BOTH MATTE AND LIGHT POLISHED



VISION IG95



HAZE IG97



COSMO IG96



MIDNIGHT IG98



SLIP RESISTANT



WATERPROOF



STAINPROOF



DENTPROOF



SCRATCH-RESISTANT¹
¹Applicable to products with Matte and Textured Finishes



FIRE-RESISTANT¹





CLIMATEPRO™



SIMPLICLEAN™

VISIT THE WHY TILE PAGE AT WWW.DAL TILE.COM FOR A COMPLETE LIST OF QUALIFICATIONS AND EXCLUSIONS.

SIZES

			Thickness	Sq. Ft./ Carton	Pieces/ Carton
	24 x 24 Floor Tile ♦	(23-3/8" x 23-3/8") (59.44 cm x 59.44 cm)	5/16"	15.20	4
	12 x 24 Floor Tile	(11-5/8" x 23-3/8") (29.56 cm x 59.44 cm)	5/16"	17.02	9

♦ Available in Matte only

APPLICATIONS

	Target DCOF wet	Suitable
Dry & Level – Interior Floor	N/A	✓
Wet & Level – Interior Floor	≥ 0.42	✓*
Shower Floors (Residential or Light Commercial)	≥ 0.42	
Exterior Floor Applications (including patios, pool decking & other wet areas with minimal footwear)	≥ 0.60	
Ramps & Inclines	≥ 0.65	
Walls/Backsplashes	N/A	✓
Countertops	N/A	✓
Pool Linings	N/A	

A DCOF value of ≥0.42 is the standard for tiles specified for level interior spaces expected to be walked upon when wet, as stated in ANSI A137.1-A326.3. For more information about DCOF and the DCOF AcuTest™, visit daltille.com/DCOF.

APPLICATION NOTES:

Suitable for exterior applications (provided it is noted as suitable in the applications chart above) in freezing and non-freezing climates, when proper installation methods are followed.


* Matte only

PERFORMANCE CHARACTERISTICS

	ASTM#	Result
Water Absorption	C373	< 0.5%
Breaking Strength	C648	> 275 lbs
Scratch Hardness	MOHS	8.0
Chemical Resistance	C650	Resistant

For additional information on test results, visit us at: daltille.com/information/TestResults.

TRIM

Type	Number	Size	Pieces/ Carton
 Floor Bullnose ♦	S43C9	3 x 12	30

♦ Available in matte only

INSTALLATION

Grout Joint Recommendation	Shade Variation
----------------------------	-----------------

1/8" (3/16" when multiple sizes are installed in a modular pattern, and/or when installing tile with a length 15" or greater in a staggered brick-joint pattern; overlap should not exceed 33%).



Random (V4)

DURABILITY

Floor Surface Wear Resistance

1	Residential Bathrooms	3	All Residential / Light Commercial
2	All Residential Areas	④	All Residential / Commercial

NOTES

Since there are variations in all fired ceramic and natural products, tile and trim supplied for your particular installation may not match samples. Final confirmation should be made from actual tiles and trim prior to installation. Manufactured in accordance with ANSI A137.1 standards.

Not for use on ramps. Water, oil, grease, improper drainage and certain footwear can create slippery conditions. Floor applications expected to be exposed to these conditions require extra caution in product selection.

For additional information refer to "Factors to Consider" at: daltille.com/Factors.

Random visuals enhance the natural beauty of this product. To achieve optimal results, all tile should be selected from multiple cartons and shading and graphic arrangement planned prior to installation.

Special consideration needs to be given when installing tiles greater than 15 inches. Please refer to daltille.com/LargeTiles for more information.

Manufacturer Advisory: All tile is measured by the DCOF AcuTest™ method. Tiles with DCOF values <0.42 are not recommended for use in areas with wet or slippery conditions. For more information, see ANSI standard A137.1 section 6.2.2.1.10, available at www.tileusa.com.

Special care should be taken when grouting with dark pigmented colors. A grout release is recommended to prevent finely powdered pigments from lodging in the pores of the surface. Use of a latex modified thin-set is recommended for installation.



All or select items within this series meet the requirements for these qualifications. For more information, visit daltille.com.



7834 C.F. Hawn Freeway,
Dallas, Texas 75217 | 1.800.933.TILE

To view the complete collection of
Daltille® products and information,
visit our website at daltille.com.

