



MARBLE LOOK

MARBLE ATTACHÉ™
COLORBODY™ PORCELAIN



 daltile®
IMAGINE WHAT'S POSSIBLE™

MARBLE ATTACHÉ™

COLORBODY™ PORCELAIN

Relax in Elegance with the Look of Natural Marble

Marble Attaché™ tile opens a new frontier of design possibilities. These beautiful interpretations of the finest marble curated from around the world combine the traditional colors of marble with the ease of porcelain tile. With five colors and several large-format sizes, Marble Attaché tile emulates the finest and most unique marble colors found in nature.

• LUXURIOUS STYLES

- Unique technology delivers three finishes: matte, satin and polished
- Distinguished marble looks offered in multiple large-format sizes including 24 x 48 tiles, as well as a linear hex mosaic

• AUTHENTICITY AND VARIETY

- Inspired by beautiful interpretations of the finest marbles from around the world
- Five appealing marble colors emulate the finest found in nature


MARBLE LOOK

USAGE



SEE CHARTS FOR FULL PRODUCT DETAILS

SPECIAL FEATURES



Cover photo features Marble Attaché™ Calacatta 24 x 48 matte on the floor and polished on the wall. Above photo features Marble Attaché™ Turkish Skyline 24 x 48 polished on the floor and wall.

MARBLE LOOK

MARBLE ATTACHÉ™

COLORBODY™ PORCELAIN

SIZES:



24 x 48
Floor Tile



24 x 24
Floor Tile



12 x 24
Floor Tile



2 x 2
Mosaic



2 x 5 Linear
Hex Mosaic

FINISHES: MATTE | POLISHED | SATIN


COLOR PALETTE




CALACATTA



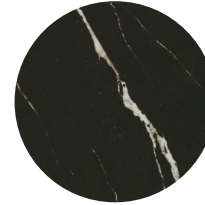
TRAVERTINE



TURKISH SKYLINE




CRUX



NERO

FLOOR TILE

AVAILABLE IN MATTE, SATIN AND POLISHED




CALACATTA MA87




TRAVERTINE MA85



TURKISH SKYLINE MA86



CRUX MA84



NERO MA83

2 x 2 MOSAIC

AVAILABLE IN MATTE ONLY



CALACATTA MA87




TRAVERTINE MA85



TURKISH
SKYLINE MA86



CRUX MA84



NERO MA83

2 x 5 LINEAR HEX MOSAIC

AVAILABLE IN MATTE ONLY



CALACATTA MA87




TRAVERTINE MA85



TURKISH
SKYLINE MA86



CRUX MA84



NERO MA83



SLIP RESISTANT



WATERPROOF



STAINPROOF



DENTPROOF



SCRATCH-RESISTANT^{*}
^{*}Applicable to products with Matte and Textured Finishes



FIRE-RESISTANT^{*}
^{*}Not Applicable to Mesh-Mounted Mosaics



CLIMATEPRO™



SIMPLICLEAN™


VISIT THE WHY TILE PAGE AT WWW.DAL TILE.COM FOR A COMPLETE LIST OF QUALIFICATIONS AND EXCLUSIONS.

MARBLE ATTACHÉ™

COLORBODY™ PORCELAIN

MARBLE LOOK

SIZES

			Thickness	Sq. Ft./ Carton	Pieces/ Carton
	24 x 48 Floor Tile	(23-3/8" x 46-7/8") (59.44 cm x 119.20 cm)	5/16"	15.26	2
	24 x 24 Floor Tile	(23-3/8" x 23-3/8") (59.44 cm x 59.44 cm)	5/16"	15.20	4
	12 x 24 Floor Tile	(11-5/8" x 23-3/8") (29.56 cm x 59.44 cm)	5/16"	17.01	9
	2 x 2 Mosaic ♦ (Mesh-mounted on 12" x 12" Sheet)	(11-3/4" x 11-3/4" Sheet) (29.85 cm x 29.85 cm Sheet)	5/16"	10.00	10
	2 x 5 Linear Hex Mosaic ♦ (Mesh-mounted on 12" x 12" Sheet)	(12-7/16" x 12-11/16" Sheet) (31.60 cm x 32.23 cm Sheet)	5/16"	9.40	10

♦ Available in Matte only

APPLICATIONS

	Target DCOF wet	Suitable
Dry & Level – Interior Floor	N/A	✓
Wet & Level – Interior Floor	≥ 0.42	✓*
Shower Floors (Residential or Light Commercial)	≥ 0.42	✓**
Exterior Floor Applications (including patios, pool decking & other wet areas with minimal footwear)	≥ 0.60	
Ramps & Inclines	≥ 0.65	
Walls/Backsplashes	N/A	✓
Countertops	N/A	✓
Pool Linings	N/A	✓**

A DCOF value of ≥0.42 is the standard for tiles specified for level interior spaces expected to be walked upon when wet, as stated in ANSI A137.1-A326.3. For more information about DCOF and the DCOF AcuTest™, visit daltille.com/DCOF.

APPLICATION NOTES:

Suitable for exterior applications (provided it is noted as suitable in the applications chart above) in freezing and non-freezing climates, when proper installation methods are followed.

* Matte only

** Mosaic tile only



PRE-CONSUMER
RECYCLED MATERIALS




REVEAL IMAGING®



MADE IN THE U.S.A.

All or select items within this series meet the requirements for these qualifications. For more information, visit daltille.com.

TRIM

Type	Number	Size	Pieces/ Carton
 Bullnose	S43F9	3 x 24	10

INSTALLATION

Grout Joint Recommendation

Shade Variation

Floor: 1/8" (3/16" when multiple sizes are installed in a modular pattern, and/or when installing tile with a length 15" or greater in a staggered brick-joint pattern; overlap should not exceed 33%).



Mosaic: 1/8"

PERFORMANCE CHARACTERISTICS

	ASTM#	Matte Result	Satin Result	Polished Result
Water Absorption	C373	< 0.5%	< 0.5%	< 0.5%
Breaking Strength	C648	> 275 lbs	> 275 lbs	> 275 lbs
Scratch Hardness	MOHS	8.0	6.0	5.0
Chemical Resistance	C650	Resistant	Resistant	Resistant

For additional information on test results, visit us at: daltille.com/information/TestResults.

DURABILITY

Floor Surface Wear Resistance

1	Residential Bathrooms	3	All Residential / Light Commercial
2	All Residential Areas	④	All Residential / Commercial

NOTES

Since there are variations in all fired ceramic and natural products, tile and trim supplied for your particular installation may not match samples. Final confirmation should be made from actual tiles and trim prior to installation. Manufactured in accordance with ANSI A137.1 standards.

Not for use on ramps. Water, oil, grease, improper drainage and certain footwear can create slippery conditions. Floor applications expected to be exposed to these conditions require extra caution in product selection.

For additional information refer to "Factors to Consider" at: daltille.com/Factors.

Random visuals enhance the natural beauty of this product. To achieve optimal results, all tile should be selected from multiple cartons and shading and graphic arrangement planned prior to installation.

Special consideration needs to be given when installing tiles greater than 15 inches. Please refer to daltille.com/LargeTiles for more information.

Manufacturer Advisory: All tile is measured by the DCOF AcuTest™ method. Tiles with DCOF values <0.42 are not recommended for use in areas with wet or slippery conditions. For more information, see ANSI standard A137.1 section 6.2.2.1.10, available at www.tileusa.com.

Special care should be taken when grouting with dark pigmented colors. A grout release is recommended to prevent finely powdered pigments from lodging in the pores of the surface. Use of a latex modified thin-set is recommended for installation.



7834 C.F. Hawn Freeway,
Dallas, Texas 75217 | 1.800.933.TILE

To view the complete collection of
Daltile® products and information,
visit our website at daltille.com.



©2023 Daltile (8/23)