



WALL

MODULATE™
GLAZED CERAMIC

 **daltile®**
IMAGINE WHAT'S POSSIBLE™



Cover photo features Modulate™ Modal White 12 x 36 on the wall. Above photo features Modulate™ Staccato Grey 12 x 36 on the wall.

Design in Motion

Create striking dimension in your space with Modulate™. This large format 12 x 36 wall tile offers five distinct patterns with varying TruTouch™ surface textures designed to flow seamlessly from tile to tile. The three neutral colors allow the structure to be the star of your space.

- SEAMLESS DESIGN
 - Captivating TruTouch™ structures create contemporary and stunning feature walls
 - Five distinct patterns designed for continuous flow from tile to tile
 - Seamless pattern flow and small grout joints through TruEdge™ rectification technology
- NEUTRAL SIMPLICITY
 - Available in a large format 12 x 36 wall tile
 - Offered in three neutral colors: white, beige and grey

 REVEAL IMAGING®

 TRU-EDGE™

All or select items within this series meet the requirements for these qualifications. For more information visit daltile.com.

USAGE

Floors

Walls

Countertops



W



WALL TILE




MODAL WHITE MD10



MODAL BEIGE MD11



MODAL GREY MD12




ACOUSTIC WHITE MD10



ACOUSTIC BEIGE MD11




ACOUSTIC GREY MD12




REVERB WHITE MD10



REVERB BEIGE MD11




REVERB GREY MD12




STACCATO WHITE MD10




STACCATO BEIGE MD11




STACCATO GREY MD12



TEMPER WHITE MD10



TEMPER BEIGE MD11



TEMPER GREY MD12



MODAL WHITE MD10




STACCATO GREY MD12

WALL

MODULATE™

GLAZED CERAMIC

SIZES

			Thickness	Sq. Ft./ Carton	Pieces/ Carton
	12 x 36 Wall Tile	(11-13/16" x 35-7/16") (30.00 cm x 90.00 cm)	3/8"	8.73	3

APPLICATIONS


	Target DCOF wet	Suitable
Dry & Level – Interior Floor	N/A	
Wet & Level – Interior Floor	≥ 0.42	
Shower Floors (Residential or Light Commercial)	≥ 0.42	
Exterior Floor Applications (including pool decking & other wet areas with minimal footwear)	≥ 0.60	
Ramps & Inclines	≥ 0.65	
Walls/Backsplashes	N/A	✓
Countertops	N/A	
Pool Linings	N/A	

A DCOF value of ≥ 0.42 is the standard for tiles specified for level interior spaces expected to be walked upon when wet, as stated in ANSI A137.1-2012, Section 9.6. For more information about DCOF and the DCOF AcuTest™, visit daltille.com/DCOF.

APPLICATION NOTES:

Suitable for exterior applications in non-freezing climates, when proper installation methods are followed.

INSTALLATION

Grout Joint Recommendation	Shade Variation
1/16" (1/8" when rectangular size is installed in a staggered brick-joint pattern; overlap should not exceed 33%.)	 High (V3)

PERFORMANCE CHARACTERISTICS

	ASTM#	Result
Water Absorption	C373	< 20.0%
Breaking Strength	C648	120-230 lbs
Scratch Hardness	MOHS	4.0-6.0
Chemical Resistance	C650	Resistant
Abrasion Resistance	C1027	N/A

For additional information on test results, visit us at: daltille.com/information/TestResults.

NOTES

Since there are variations in all fired ceramic and natural products, tile and trim supplied for your particular installation may not match samples. Final confirmation should be made from actual tiles and trim prior to installation. Manufactured in accordance with ANSI A137.1 standards.

For additional information refer to "Factors to Consider" at: daltille.com/Factors.

Special consideration needs to be given when installing tiles greater than 15 inches. Please refer to daltille.com/LargeTiles for more information.



DESIGNED TO HELP EARN LEED™ CREDITS. For more detailed information, visit daltillegreenworks.com.

7834 C.F. Hawn Freeway,
Dallas, Texas 75217 | 1.800.933.TILE

To view the complete collection of Daltille® products and information, visit our website at daltille.com.



IMAGINE WHAT'S POSSIBLE™

©2018 Daltille (7/18.1)