



FLOOR | WALL

NATURAL HUES™

ECO-BODY CERAMIC

 **daltile®**
IMAGINE WHAT'S POSSIBLE™



Cover photo features a mosaic mural using Natural Hues™ glazed tiles, smooth and abrasive.
Above photo features Natural Hues™ glazed tiles on the backsplash.

Create Personalized Designs to Meet Your Natural Style

For variety, color options, and versatility in design, no tile can outdo Natural Hues. With this tile, you can create customized murals, borders and patterns. Choose from a smooth finish or abrasive styles, depending on the look or effect desired.

- **NATURAL VERSATILITY**
 - Available in over 50 colors
 - Offered in various shapes and sizes, ranging from 2 x 2 to 12 x 24
 - Coordinating trim available
- **DISTINCTIVE DESIGNS**
 - Ideal for creating customized murals, borders and patterns
 - Further personalize your design by choosing between a smooth finish or abrasive surface for DCOF \geq 0.60.



**PRE-CONSUMER
RECYCLED MATERIALS**



MADE IN THE U.S.A.

All or select items within this series meet the requirements for these qualifications. For more information visit daltile.com.

USAGE

Floors

Walls

Countertops

F

W

C

FLOOR TILE



PEARL WHITE
QH63 (2)



CARNATION
QH48* (2)



IVORY
QH24 (1)



VANILLA
QH23 (1)



ALMOND
QH02 (1)



MICA PINPOINT
QH81 (1)



ROSE BEIGE
QH19 (1)



SPICE
QH20 (1)



MUSHROOM
QH16 (1)



PEBBLE
QH18 (1)



BIRCH
QH84 *(1)



BUTTERCREAM
QH06 (1)



LACE
QH83*(1)



DAISY
QH97 (2)



DIJON
QH73 (2)



BUTTERSCOTCH
QH07 (1)



SUNSET
QH94*(2)



ORANGE POPPY
QH95*(2)



MANGO
QH71 (2)



CINNAMON
QH50 (1)



LATTE
QH26 (1)



CHOCOLATE
QH27 (1)



ESPRESSO
QH85 (1)



MIST
QH15 (1)



MINT
QH58 (2)



ASPEN
QH42 (2)



JADE
QH55 (2)



HONEYDEW
QH86 (1)



KIWI
QH30 (1)



FERN
QH80 (2)



SWEET PEA
QH28 (1)



EVERGLADE
QH52 (2)



PEACOCK
QH62 (2)



PINE
QH64 (2)



SPRING GREEN
QH29 (1)



PAPRIKA
QH72 (2)






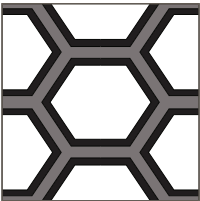



FLOOR TILE

					
CANDY APPLE QH93*(2)	ROMA RED QH96 (2)	TUSCANY QH74 (2)	CAYENNE QH49 (2)	BURGUNDY QH47 (2)	WISTERIA QH70 (2)
					
GRAPE QH54 (2)	EGGPLANT QH51 (2)	ICEBERG QH82 (1)	STARLIGHT QH68 (1)	AZURE QH44 (2)	AEGEAN QH41 (1)
					
ATLANTIS QH43 (2)	PACIFIC QH61 (2)	REGENCY BLUE QH67* (2)	PERIWINKLE QH31 (1)	BLUEBERRY QH46 (2)	MIDNIGHT BLUE QH57 (2)
					
REAL TEAL QH66 (2)	CINDER QH08 (1)	STEEL QH21 (1)	RAVEN QH65* (2)	BLACK QH45 (1)	

All colors available with abrasive content upon request.
 *Recommended for walls only.
 May exhibit crazing.
 (1) and (2) indicate price group, (1) being the least expensive.

VISION ON NATURAL HUES™

Patterns offered in Core Program:


















				
ARROWS	CHECKERS	CHEVRON	CROSSING	CUBE
				
HONEYCOMB	PETALS	STEEL	2 STRIPES	

Vision available in 8 x 8 and 12 x 12 only. Specify Natural Hues Color # and Vision Pattern.

NATURAL HUES™

ECO-BODY CERAMIC

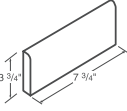
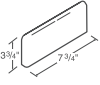


SIZES

			Thickness	Sq. Ft./ Carton	Pieces/ Carton
	12 x 24 Floor Tile	(11-7/8" x 23-7/8") (30.16 cm x 60.64 cm)	5/16"	16.00	8
	12 x 12 Floor Tile	(11-7/8" x 11-7/8") (30.16 cm x 30.16 cm)	5/16"	15.00	15
	6 x 12 Floor Tile	(5-7/8" x 11-7/8") (14.92 cm x 30.16 cm)	5/16"	9.00	18
	3 x 9 Floor Tile	(2-7/8" x 8-7/8") (7.30 cm x 22.54 cm)	5/16"	6.75	36
	8 x 8 Floor Tile	(7-7/8" x 7-7/8") (20.00 cm x 20.00 cm)	5/16"	12.00	27
	8" Hex	(7-7/8" x 7-7/8") (20.00 cm x 20.00 cm)	5/16"	9.00	27
	4 x 8 Floor Tile	(3-7/8" x 7-7/8") (9.84 cm x 20.00 cm)	5/16"	12.00	54
	2 x 8 Floor Tile	(1-7/8" x 7-7/8") (4.76 cm x 20.00 cm)	5/16"	12.00	108
	6 x 6 Floor Tile	(5-7/8" x 5-7/8") (14.92 cm x 14.92 cm)	5/16"	11.00	44
	3 x 6 Floor Tile	(2-7/8" x 5-7/8") (7.30 cm x 14.92 cm)	5/16"	11.00	88
	4 x 4 Floor Tile*	(3-7/8" x 3-7/8") (9.84 cm x 9.84 cm)	5/16"	12.00	108
	2 x 4 Floor Tile	(1-7/8" x 3-7/8") (4.76 cm x 9.84 cm)	5/16"	12.00	216
	3 x 3 Floor Tile*	(2-7/8" x 2-7/8") (7.30 cm x 7.30 cm)	5/16"	11.00	176
	2 x 2 Floor Tile*	(1-7/8" x 1-7/8") (4.76 cm x 4.76 cm)	5/16"	11.00	396
	3 x 9 Oval	(2-7/8" x 8-7/8") (7.30 cm x 22.54 cm)	5/16"	4.88	26
	3 x 6 x 8 EL Hex	(2-7/8" x 5-7/8" x 7-7/8") (7.30 cm x 14.92 cm x 20.00 cm)	5/16"	12.00	48
	3 x 6 Bevel	(2-7/8" x 5-7/8") (7.30 cm x 14.92 cm)	5/16"	10.00	80

Vision available in 8 x 8 and 12 x 12 only.



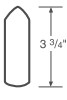
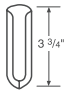

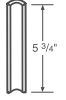
* Sizes available sheet-mounted and in custom patterns upon request.
All colors are available with abrasive surface upon request.

TRIM

	Number	Size	Number	Size
Surface Bullnose Runners  Q-1485 Illustrated	Q-1225	2 x 2	Q-1485	4 x 8
	Q-1335	3 x 3	Q-1845	8 x 4
	Q-1245	2 x 4	Q-1665	6 x 6
	Q-1425	4 x 2	Q-1885	8 x 8
	Q-1285	2 x 8	Q-11265	12 x 6
	Q-1825	8 x 2	Q-16125	6 x 12
	Q-1365	3 x 6	Q-1365 Bevel	3 x 6
	Q-1635	6 x 3	Q-1635 Bevel	6 x 3
	Q-1395	3 x 9	Q-1395 Oval	3 x 9
	Q-1935	9 x 3	Q-1935 Oval	9 x 3
	Q-1445	4 x 4		
Universal Bullnose Corners  QC-1485 Illustrated	QC-1225	2 x 2	QC-1665	6 x 6
	QC-1335	3 x 3	QC-1885	8 x 8
	QC-1445	4 x 4		
Cove Base Flat Top  Q-3666 Illustrated	Q-3666	5-3/8 x 6		
	Q-3686	5-3/8 x 8		
	Q-36126	6 x 12		
Cove Base Round Top  Q-3685 Illustrated	Q-3665	6 x 6		
	Q-3685	6 x 8		
	Q-36125	6 x 12		

Left and Right Corners are also available for most bullnose and cove base items.

CORNER TRIM

Outside Corners		Eagle Beaks Out/Inside		Quarter Rounds Out/Inside	
					
QC-3666 6" Flat Top	QC-3665 6" Round Top	QC-104	QB-104	Q-106*	Q-107*

APPLICATIONS

	Target DCOF Wet	Suitable
Dry & Level – Interior Floor	N/A	✓
Wet & Level – Interior Floor	≥ 0.42	✓*
Shower Floors (Residential or Light Commercial)	≥ 0.42	✓**
Exterior Floor Applications (including pool decking & other wet areas with minimal footwear)	≥ 0.60	✓*
Ramps & Inclines	≥ 0.65	
Walls/Backsplashes	N/A	✓
Countertops	N/A	✓
Pool Linings	N/A	✓***

A DCOF value of ≥ 0.42 is the standard for tiles specified for level interior spaces expected to be walked upon when wet, as stated in ANSI A137.1-2012, Section 9.6. For more information about DCOF and the DCOF AcuTest™, visit daltile.com/DCOF.

APPLICATION NOTES:

Suitable for exterior applications in freezing and non-freezing climates, when proper installation methods are followed.


High Gloss colors are recommended for wall applications only.

* Abrasive surface only

** 2 x 2 and 3 x 3 sizes only

*** 6 x 6 maximum size

INSTALLATION

Grout Joint Recommendation	Shade Variation
1/4" 2 x 2 & 2 x 4: 1/8"	 Low (V1)

PERFORMANCE CHARACTERISTICS

	ASTM#	Result
Water Absorption	C373	< 6.0%
Breaking Strength	C648	> 250 lbs
Scratch Hardness	MOHS	5.0-7.0
Chemical Resistance	C650	Resistant
Abrasion Resistance	C1027	3

For additional information on test results, visit us at:
daltile.com/information/TestResults.

NOTES

Since there are variations in all fired ceramic and natural products, tile and trim supplied for your particular installation may not match samples. Final confirmation should be made from actual tiles and trim prior to installation. Manufactured in accordance with ANSI A137.1 standards.

Not for use on ramps. Water, oil, grease, improper drainage and certain footwear can create slippery conditions. Floor applications expected to be exposed to these conditions require extra caution in product selection.

For additional information refer to "Factors to Consider" at: daltile.com/Factors.



DESIGNED TO HELP EARN LEED™
 CREDITS. For more detailed information,
 visit daltilegreenworks.com.



7834 C. F. Hawn Freeway,
 Dallas, Texas 75217 | 1.800.933.TILE

To view the complete collection of
 Daltile® products and information,
 visit our website at daltile.com.



©2017 Daltile (11/17)