



MONOCHROMATIC
LOOK

NATURAL HUES™
GLAZED PORCELAIN



 daltile®
IMAGINE WHAT'S POSSIBLE™

NATURAL HUES™

GLAZED PORCELAIN

Create Personalized Designs to Meet Your Natural Style

For variety, color options, and versatility in design, no tile can outdo Natural Hues. With this tile, you can create customized murals, borders and patterns. Choose from a wide variety of Core and Custom colors in a classic matte finish to achieve a personalized style.

MONOCHROMATIC LOOK

USAGE



SPECIAL FEATURES

NOT APPLICABLE FOR ALL PRODUCTS IN THIS SERIES. SEE CHARTS FOR FULL PRODUCT DETAILS.



Cover Photo features Natural Hues™ Fern and Pearl White, 12 x 12 on the floor and Pearl White, 2 x 8 on the wall. Above Photo features Natural Hues™ Raven, 8" Hexagon on the fireplace.

SIZES:

-  12 x 12 Floor Tile  6 x 12 Floor Tile  8 x 8 Floor Tile  8" Hexagon Floor Tile  6 x 6 Floor Tile  4 x 8 Floor Tile  4 x 4 Floor Tile  2 x 8 Floor Tile

FINISHES: MATTE

COLOR PALETTE (1)

					
CARNATION NH48	PEARL WHITE NH63	CARRARA NH33	MUSHROOM NH16	DAISY NH97	MANGO NH71
					
TUSCANY NH74	VALENTINE NH13	BURGUNDY NH47	RAIN NH22	KIWI NH30	FERN NH80
					
ARTICHOKE NH12	IRELAND NH34	STARLIGHT NH68	ICEBERG NH82	AZURE NH44	ATLANTIS NH43
					
PACIFIC NH61	REAL TEAL NH66	BLUEBERRY NH46			

(1) and (2) indicate price group, (1) being the least expensive.
Colors continued on next page.

- 
SLIP RESISTANT
- 
WATERPROOF
- 
STAINPROOF
- 
DENTPROOF
- 
SCRATCH-RESISTANT
- 
FIRE-RESISTANT
- 
CLIMATEPRO™
- 
SIMPLICLEAN™

COLOR PALETTE (2)



LACE
NH83



FRECKLES
NH36



IVORY
NH24



ALMOND
NH02



BURLAP
NH10



BIRCH
NH84



DIJON
NH73



ORANGE POPPY
NH95



SPRING GREEN
NH29



AEGEAN
NH41




GRAPE
NH54



MIST
NH15



CLOUD
NH32



PEPPER
NH35



MIDNIGHT BLUE
NH57






RAVEN
NH65

(1) and (2) indicate price group, (1) being the least expensive.

Please inquire about custom colors not shown on this palette. Minimum Order for Custom Colors is 1,000 square feet per color and size.

SIZES

			Thickness	Finish
	12 x 12 Floor Tile	(11-11/16" x 11-11/16") (29.66 cm x 29.66 cm)	5/16"	
	6 x 12 Floor Tile	(5-3/4" x 11-13/16") (14.60 cm x 30.00 cm)	5/16"	
	8 x 8 Floor Tile	(7-15/16" x 7-15/16") (20.26 cm x 20.26 cm)	5/16"	
	8" Hexagon Floor Tile	(7-7/8" x 9-1/16") (19.95 cm x 23.04 cm)	5/16"	
	6 x 6 Floor Tile	(5-3/4" x 5-3/4") (14.60 cm x 14.60 cm)	5/16"	
	4 x 8 Floor Tile	(4" x 7-15/16") (10.16 cm x 20.26 cm)	3/8"	
	2 x 8 Floor Tile	(2-1/4" x 7-15/16") (5.65 cm x 20.26 cm)	3/8"	
	4 x 4* Floor Tile	(3-3/4" x 3-3/4") (9.50 cm x 9.50 cm)	5/16"	

 Matte Finish

* Contact your Sales Representative for Minimum Order Quantity, Pricing & Lead time.

APPLICATIONS

	Target DCOF wet	Suitable
Dry & Level – Interior Floor	N/A	✓
Wet & Level – Interior Floor	≥ 0.42	✓
Shower Floors - Standard Center Drain (Residential or Commercial)	≥ 0.42	
Shower Floors - Linear Drain	≥ 0.42 (Mosaic) ≥ 0.60 (Floor)	
Exterior Floor Applications (including patios, pool decking & other wet areas with minimal footwear)	≥ 0.60	
Ramps & Inclines	≥ 0.65	
Walls/Backsplashes	N/A	✓
Countertops	N/A	✓
Pool Linings	N/A	✓*




A DCOF value of ≥0.42 is the standard for tiles specified for level interior spaces expected to be walked upon when wet, as stated in ANSI A137.1-A326.3. For more information about DCOF and the DCOF AcuTest™, visit daltile.com/DCOF.

APPLICATION NOTES:

Suitable for exterior applications (provided it is noted as suitable in the applications chart above) in freezing and non-freezing climates, when proper installation methods are followed.

* 2 x 8, 4 x 8, 6 x 6 and 4 x 4 tile only.

TRIM

	Type	Number	Size
	Bullnose	P43C9	3 x 12
	Cove Base	P36C9	6 x 12
	Cove Base Outcorner	PC36C9	1 x 6

Cove base trim is intended to coordinate with floor tile in the standard 90-degree installation position.

NATURAL HUES™
GLAZED PORCELAIN

MONOCHROMATIC LOOK

NATURAL HUES

	Munsell	LRV Illuminate-OBS: F02-02 (CWF)
NH02	9.3YR 8.3/1.6	66.58
NH10	2.5Y 7.3/1.5	48.08
NH12	3.7GY 5.7/1.9	58.25
NH13	5.1R 4.0/9.3	40.13
NH15	4.4GY 7.2/0.4	45.76
NH16	1.1Y 5.9/1.5	29.42
NH22	6.8G 7.2/1.2	73.39
NH24	7.7Y 8.5/0.9	68.60
NH29	2.0G 4.7/4.4	15.85
NH30	4.1GY 7.3/6.8	47.64
NH32	0.6B 3.9/0.4	11.10
NH33	5.2Y 8.8/0.9	75.91
NH34	8.5BG 5.4/1.2	55.93
NH35	0.6B 3.9/0.4	11.10
NH36	6.2Y 8.7/0.8	87.76
NH41	3.7B 5.5/4.4	22.91
NH43	3.5PB 4.0/4.1	11.11
NH44	2.7PB 5.5/6.2	23.30
NH46	7.3PB 3.1/4.3	6.62
NH47	1.5R 3.3/3.3	8.06
NH48	8.8Y 8.9/0.1	76.15
NH54	5.2P 3.7/2.3	9.81
NH57	7.5PB 3.1/1.2	7.02
NH61	0.4PB 3.7/4.3	8.67
NH63	0.3GY 9.2/0.2	82.66
NH65	2.8RP 2.6/0.1	4.87
NH66	6.6B 3.8/2.9	9.81
NH68	8.7B 5.2/3.4	20.33
NH71	2.9YR 5.9/8.1	30.96
NH73	9.0YR 6.7/7.5	41.20
NH74	1.2YR 4.4/6.0	15.69
NH80	5.7GY 6.4/5.9	34.39
NH82	9.7B 6.9/2.6	40.43
NH83	8.2Y 8.8/0.7	75.38
NH84	1.7Y 7.3/1.6	48.64
NH95	8.8R 5.6/12.1	27.26
NH97	2.6Y 7.8/9.2	59.27


POST-CONSUMER
RECYCLED MATERIALS

PRE-CONSUMER
RECYCLED MATERIALS

REVEAL IMAGING®

All or select items within this series meet the requirements for these qualifications. For more information, visit daltille.com.

INSTALLATION

Grout Joint Recommendation	Shade Variation
3/16"	 Medium (V2)

PERFORMANCE CHARACTERISTICS

	ASTM#	Result
Water Absorption	C373	< 0.5%
Breaking Strength	C648	> 275 lbs
Scratch Hardness	MOHS	7.0
Chemical Resistance	C650	Resistant

For additional information on test results, visit us at: daltille.com/information/TestResults.

DURABILITY

Floor Surface Wear Resistance			
1	Residential Bathrooms	3	All Residential / Light Commercial
2	All Residential Areas	④	All Residential / Commercial

NOTES

Since there are variations in all fired ceramic and natural products, tile and trim supplied for your particular installation may not match samples. Final confirmation should be made from actual tiles and trim prior to installation. Manufactured in accordance with ANSI A137.1 standards.

Not for use on ramps. Water, oil, grease, improper drainage and certain footwear can create slippery conditions. Floor applications expected to be exposed to these conditions require extra caution in product selection.

For additional information refer to “Factors to Consider” at: daltille.com/Factors.

To achieve optimal results, all tile should be selected from multiple cartons and shading and graphic arrangement planned prior to installation.

Use of a latex modified thin-set is recommended for installation. For more information, visit daltille.com.

Declare. 

CERTIFIED
PORCELAIN
TILE
0.0% or less water absorption



ZEROTOX 

7834 C.F. Hawn Freeway,
Dallas, Texas 75217 | 1.800.933.TILE

To view the complete collection of Daltille® products and information, visit our website at daltille.com.



 **daltille**®
IMAGINE WHAT'S POSSIBLE™
©2024 Daltille (12/24)