



FLOOR

**PIETRA JURA™**  
COLORBODY™ PORCELAIN

 **daltile®**  
IMAGINE WHAT'S POSSIBLE™



Cover photo features Pietra Jura™ Beige 24 x 24 in a grid pattern on the floor. Above photo features Pietra Jura™ Multicolor 24 x 24 in a grid pattern on the floor.

## Durable Design with the Natural Look of Limestone

Pietra Jura mirrors the natural beauty of limestone with a durable porcelain tile. Unpolished and honed surfaces resemble natural textures, while neutral tones and grand sizes add to a modern presence. Well-suited for high-traffic spaces, the versatile forms and sophisticated look of Pietra Jura never fail to turn heads.

- **LARGE-FORMAT SIZES**
  - Perfect for large spaces requiring a sleek, seamless look and luxurious feel.
- **HIGH-END & HARDWEARING**
  - Rich limestone aesthetic with unparalleled durability
- **CONTEMPORARY LIMESTONE LOOK**
  - The naturally elegant look of limestone elevates any design.
- **REALISTIC TEXTURE & COLOR TONES**
  - Choose from three neutral colors that complement an eco-chic style and unpolished or honed surfaces for a natural look and feel.



**PRE-CONSUMER  
RECYCLED MATERIALS**



**TRU-EDGE**

All or select items within this series meet the requirements for these qualifications. For more product information, visit [daltille.com](http://daltille.com).

**CERTIFIED  
PORCELAIN  
TILE**  
100% OF SOLID WATER ABSORPTION

*Professional*  
**TILE SOLUTIONS**


FLOOR TILE



BEIGE P065



MULTICOLOR P066







GRIGIO P067

# PIETRA JURA™

COLORBODY™ PORCELAIN

## SIZES

			Thickness	Sq. Ft. per Carton	Pieces per Carton
	18 x 36 Floor Tile*	(17-9/16" x 35-3/16") (44.55 cm x 89.40 cm)	3/8"	13.08	3
	24 x 24 Floor Tile*	(23-7/16" x 23-7/16") (59.50 cm x 59.50 cm)	3/8"	15.52	4
	18 x 18 Floor Tile*	(17-9/16" x 17-9/16") (44.55 cm x 44.55 cm)	3/8"	13.08	6
	12 x 24 Floor Tile	(11-11/16" x 23-7/16") (29.60 cm x 59.50 cm)	3/8"	11.64	6

All sizes available in Unpolished and Honed surfaces.

\* 18 x 36 (unpolished & honed), 24 x 24 (unpolished & honed), and 18 x 18 (honed) are available via special order.

## FLOOR APPLICATIONS

	Target DCOF wet	Suitable
Dry & Level – Interior	N/A	✓
Wet & Level – Interior	≥ 0.42	✓†
Exterior Applications; Pool Decking & Other Wet Areas with Minimal Footwear	≥ 0.60	
Ramps & Inclines	≥ 0.65	

A DCOF value of ≥ 0.42 is the standard for tiles specified for level interior spaces expected to be walked upon when wet, as stated in ANSI A137.1-2012, Section 9.6. For more information about DCOF and the DCOF AcuTest™, visit [daltile.com/DCOF](http://daltile.com/DCOF).

## OTHER APPLICATIONS

	Suitable
Walls/Backsplashes	✓
Countertops	✓
Pool Linings	




## APPLICATION NOTES:

† Unpolished surface only

Suitable for exterior applications in freezing and non-freezing climates when proper installation methods are followed.


Honed surface is only suitable for dry and level floor applications.

## TRIM

	Type	Number	Size	Pieces per Carton
	Bullnose	S-43C9	3 x 12	30
	Cove Base	S-36C9T	6 x 12	20
	Cove Base Outcorner	SC-36C9T	1 x 6	10

Bullnose, cove base and cove base corner trim are intended to coordinate with floor tile in the standard 90-degree installation position.

## INSTALLATION

Grout Joint Recommendation	Shade Variation
1/8" (3/16" when multiple sizes are installed in a modular pattern and/or when tile with a length 15" or greater is installed in a staggered brick-joint pattern. Overlap should not exceed 33%)	 High (V3)

## TEST RESULTS

	ASTM#	Result
Water Absorption	C373	< 0.5%
Breaking Strength	C648	> 300 lbs
Scratch Hardness	MOHS	8.0
Chemical Resistance	C650	Resistant

## NOTES

Special consideration must be given when installing tiles greater than 15 inches. Please refer to [daltile.com/LargeTiles](http://daltile.com/LargeTiles) for more information.

Special care should be taken when grouting with dark pigmented colors. A grout release is recommended to prevent finely powdered pigments from lodging in the pores of the surface. Use of a latex modified thin-set is recommended for installation.

Since there are variations in all fired ceramic products, tile and trim supplied for your particular installation may not match these samples. Final color selection should be made from actual tiles and trim and not from tile samples or color reproductions. Manufactured in accordance with ANSI A137.1 standards.

Water, oil, grease, etc. create slippery conditions. Floor applications with exposure to these conditions require extra caution in product selection. Not for use on ramps.

For additional information refer to "Factors to Consider" at [daltile.com/Factors](http://daltile.com/Factors).



DESIGNED TO HELP EARN LEED™ CREDITS. For more detailed information, visit [daltilegreenworks.com](http://daltilegreenworks.com).



SCAN QR CODE FOR PRODUCT INFORMATION

Get a QR Code reader at: [GET.DALTILE.COM](http://GET.DALTILE.COM)



7834 C. F. Hawn Freeway, Dallas, Texas 75217 | 1.800.933.TILE

To view the complete collection of Daltile® products and information, visit our website at [daltile.com](http://daltile.com).



IMAGINE WHAT'S POSSIBLE™

©2016 Daltile (12/16)