



WALL

POLARIS™
GLAZED CERAMIC

 **daltile®**
IMAGINE WHAT'S POSSIBLE™



Cover and above photos feature Polaris™ Gloss White 9 x 12 and Gloss White 1/2 x 8 Rope Liner on the wall

A Simple, Classic Look

Polaris glazed tile is offered in pure white and creamy almond colors. Featuring a rope liner, decorative accent strip, and two wall tile sizes, Polaris creates a unique decorative series for walls and backsplashes. This is the perfect line to refresh any bathroom or kitchen space.

- CLASSIC STYLE
 - Adds traditional look to space design
 - Ideal for wall and backsplashes
- DECORATIVE OPTIONS
 - Offered in two classic colors and two wall sizes
 - Coordinating rope liners and accent strip available



**POST-CONSUMER
RECYCLED MATERIALS**



**PRE-CONSUMER
RECYCLED MATERIALS**

All or select items within this series meet the requirements for these qualifications. For more information visit daltile.com.

USAGE

Floors

Walls

Countertops



W



WALL TILE



GLOSS WHITE PL02



GLOSS ALMOND PL22

DECORATIVE ACCENTS



ASTRID BLANCO PL42
4 x 8 Accent Strip



GLOSS WHITE PL02
1/2 x 8 Rope Liner



GLOSS ALMOND PL22
1/2 x 8 Rope Liner

POLARIS™

GLAZED CERAMIC

SIZES

			Thickness	Sq. Ft./ Carton	Pieces/ Carton
	12 x 18 Wall Tile	(11-13/16" x 18") (30.51 cm x 45.77 cm)	5/16"	16.42	11
	9 x 12 Wall Tile	(12" x 12" Sheet) (30.48 cm x 30.48 cm Sheet)	1/4"	11.25	11
	4 x 8 Accent Strip*	(3-15/16" x 11-13/16") (10.00 cm x 30.00 cm)	5/16"	N/A	20
	1/2 x 8 Rope Liner	(1-15/16" x 9") (4.92 cm x 22.81 cm)	5/16"	N/A	12

APPLICATIONS






	Target DCOF wet	Suitable
Dry & Level – Interior Floor	N/A	
Wet & Level – Interior Floor	≥ 0.42	
Shower Floors (Residential or Light Commercial)	≥ 0.42	
Exterior Floor Applications (including pool decking & other wet areas with minimal footwear)	≥ 0.60	
Ramps & Inclines	≥ 0.65	
Walls/Backsplashes	N/A	✓
Countertops	N/A	
Pool Linings	N/A	

A DCOF value of ≥ 0.42 is the standard for tiles specified for level interior spaces expected to be walked upon when wet, as stated in ANSI A137.1-2012, Section 9.6. For more information about DCOF and the DCOF AcuTest™, visit daltile.com/DCOF.


APPLICATION NOTES:

Suitable for exterior applications in freezing and non-freezing climates, when proper installation methods are followed.

TRIM

	Type	Number	Size	Pieces/ Carton
	Bullnose (12" side)	S-43C9WL	3 x 12	22
	Bullnose (9" side)	S-4309	3 x 9	54
	Bullnose Corner	SN-4309	3 x 3	32
	Bullnose (6" side)	S-4269	2 x 6	100
	Bullnose Corner	SN-4289	2 x 2	250

INSTALLATION

Grout Joint Recommendation	Shade Variation
9 x 12: 1/16"	 Low (V1)
12 x 18: 1/16" (1/8" when rectangular size is installed in a staggered brick-joint pattern; overlap should not exceed 33%)	

PERFORMANCE CHARACTERISTICS

	ASTM#	Result
Water Absorption	C373	< 20.0%
Breaking Strength	C648	120-230 lbs
Scratch Hardness	MOHS	4.0-6.0
Chemical Resistance	C650	Resistant
Abrasion Resistance	C1027	N/A

For additional information on test results, visit us at: daltile.com/information/TestResults.

NOTES

Since there are variations in all fired ceramic and natural products, tile and trim supplied for your particular installation may not match samples. Final confirmation should be made from actual tiles and trim prior to installation. Manufactured in accordance with ANSI A137.1 standards.

For additional information refer to "Factors to Consider" at: daltile.com/Factors.



DESIGNED TO HELP EARN LEED™
CREDITS. For more detailed information,
visit daltilegreenworks.com.

7834 C.F. Hawn Freeway,
Dallas, Texas 75217 | 1.800.933.TILE

To view the complete collection of
Daltile® products and information,
visit our website at daltile.com.



IMAGINE WHAT'S POSSIBLE™

©2018 Daltile (4/18)