



MONOCHROMATIC
LOOK

PURE
COLORBODY™ PORCELAIN



 daltile®
IMAGINE WHAT'S POSSIBLE™

PURE

COLORBODY™ PORCELAIN

Pure is the epitome of timelessness, fused with a modern spin. Pair the dual shades of Frost White and Black to create a classic checkerboard design, or take the minimalist approach with one of the monochromatic colors. This durable ColorBody™ porcelain tile is offered in both matte and polished finishes, and is available in popular TruEdge™ rectified sizes, 12 x 12, 12 x 24 & 24 x 24. Pure is the sophisticated choice for any space.

MONOCHROMATIC LOOK

USAGE



FLOOR



WALL



COUNTERTOP



SHOWER FLOOR



EXTERIOR FLOOR



STEPWISE™



TRU-EDGE™



MADE IN THE U.S.A.



LARGE FORMAT



MOSAIC/DECO



ENCAUSTIC



TERRAZZO



PAVER



CUSTOMIZE



FLEXFIT™



PC

LOW HIGH

SPECIAL FEATURES

NOT APPLICABLE FOR ALL PRODUCTS IN THIS SERIES. SEE CHARTS FOR FULL PRODUCT DETAILS.



Cover photo features Pure, Frost White and Black 24 x 24 matte on the floor and Black 12 x 12 polished on the wall.

Above photo features Pure, Frost White and Black 24 x 24 matte on the floor.

MONOCHROMATIC LOOK

PURE

COLORBODY™ PORCELAIN

SIZES:



24 x 24
Floor Tile




12 x 24
Floor Tile




12 x 12
Floor Tile

FINISHES: MATTE | POLISHED

FLOOR TILE



FROST WHITE PU20



BLACK PU21



SLIP RESISTANT



WATERPROOF



STAINPROOF



DENTPROOF



SCRATCH-RESISTANT*

*Applicable to products with Matte and Textured Finishes



FIRE-RESISTANT



CLIMATEPRO™



SIMPLICLEAN™




VISIT THE WHY TILE PAGE AT WWW.DAL TILE.COM FOR A COMPLETE LIST OF QUALIFICATIONS AND EXCLUSIONS.

PURE

COLORBODY™ PORCELAIN

MONOCHROMATIC LOOK

SIZES

			Thickness	Sq. Ft./ Carton	Pieces/ Carton
	24 x 24 Floor Tile	(23-5/8" x 23-5/8") (60.00 cm x 60.00 cm)	5/16"	15.49	4
	12 x 24 Floor Tile	(11-3/4" x 23-5/8") (29.90 cm x 60.00 cm)	5/16"	15.49	8
	12 x 12 Floor Tile	(11-3/4" x 11-3/4") (29.80 cm x 29.80 cm)	5/16"	10.52	11

APPLICATIONS

	Target DCOF wet	Suitable
Dry & Level – Interior Floor	N/A	✓
Wet & Level – Interior Floor	≥ 0.42	✓*
Shower Floors (Residential or Light Commercial)	≥ 0.42	
Exterior Floor Applications (including patios, pool decking & other wet areas with minimal footwear)	≥ 0.60	
Ramps & Inclines	≥ 0.65	
Walls/Backsplashes	N/A	✓
Countertops	N/A	✓
Pool Linings	N/A	

A DCOF value of ≥0.42 is the standard for tiles specified for level interior spaces expected to be walked upon when wet, as stated in ANSI A137.1-A326.3. For more information about DCOF and the DCOF AcuTest™, visit daltille.com/DCOF.

APPLICATION NOTES:


Suitable for exterior applications (provided it is noted as suitable in the applications chart above) in freezing and non-freezing climates, when proper installation methods are followed.

* Matte surface only.



All or select items within this series meet the requirements for these qualifications. For more information, visit daltille.com.

INSTALLATION

Grout Joint Recommendation	Shade Variation
Floor: 1/8" (3/16" when multiple sizes are installed in a modular pattern, and/or when installing tile with a length 15" or greater in a staggered brick-joint pattern; overlap should not exceed 33%.)	 Medium (V2)

PERFORMANCE CHARACTERISTICS

	ASTM#	Result
Water Absorption	C373	< 0.5%
Breaking Strength	C648	> 275 lbs
Scratch Hardness	MOHS	8.0 (Matte) 6.0 (Polished)
Chemical Resistance	C650	Resistant

For additional information on test results, visit us at: daltille.com/information/TestResults.

DURABILITY

Floor Surface Wear Resistance

1	Residential Bathrooms	③	All Residential / Light Commercial
2	All Residential Areas	④	All Residential / Commercial*

* Applies to Matte finish only.

NOTES

Since there are variations in all fired ceramic and natural products, tile and trim supplied for your particular installation may not match samples. Final confirmation should be made from actual tiles and trim prior to installation. Manufactured in accordance with ANSI A137.1 standards.

Not for use on ramps. Water, oil, grease, improper drainage and certain footwear can create slippery conditions. Floor applications expected to be exposed to these conditions require extra caution in product selection.

For additional information refer to "Factors to Consider" at: daltille.com/Factors.

To achieve optimal results, all tile should be selected from multiple cartons and shading and graphic arrangement planned prior to installation.

Special consideration needs to be given when installing tiles greater than 15 inches. Please refer to daltille.com/LargeTiles for more information.

Manufacturer Advisory: All tile is measured by the DCOF AcuTest™ method. Tiles with DCOF values <0.42 are not recommended for use in areas with wet or slippery conditions. For more information, see ANSI standard A137.1 section 6.2.2.1.10, available at www.tileusa.com.

Special care should be taken when grouting with dark pigmented colors. A grout release is recommended to prevent finely powdered pigments from lodging in the pores of the surface. Use of a latex modified thin-set is recommended for installation.

Professional
TILE SOLUTIONS



7834 C.F. Hawn Freeway,
Dallas, Texas 75217 | 1.800.933.TILE

To view the complete collection of
Daltille® products and information,
visit our website at daltille.com.



©2023 Daltille (8/23)