



MARBLE LOOK

FLOOR | WALL

RESILIENCE™

GLAZED CERAMIC FLOOR, WALL & MOSAIC



 **daltile®**
IMAGINE WHAT'S POSSIBLE™

FLOOR | WALL

RESILIENCE™

GLAZED CERAMIC FLOOR, WALL & MOSAIC

Marble Excellence

The eternal elegance of Italian Grigio Imperial marble is meticulously captured in glazed ceramic tile, Resilience™. A neutral color palette with characteristic white veining blends harmonically on floors and walls in your living spaces. Multiple floor and wall sizes, mosaics, and trim options available for distinguished design ready to stand the test of time.

• CONTEMPORARY PALETTE

- Four classic neutral colors to choose from
- Inspired by Grigio Imperial marble from Italy
- Comfortable and affordable elegance

• EXTENSIVE OPTIONS

- Offered in three floor sizes and two wall size options
- Hexagon mosaic available in all four color options
- Trim package with floor bullnose and jolly

MARBLE LOOK

USAGE



SPECIAL FEATURES

SEE CHARTS FOR FULL PRODUCT DETAILS

Cover photo features Resilience™ Resourceful Grey 12 x 24 on the floor.
Above photo features Resilience™ Stamina Grey 12 x 24 on the floor & ONE Quartz Surfaces® American Reserve Freedom on the countertop.

MARBLE LOOK

FLOOR | WALL

RESILIENCE™

GLAZED CERAMIC FLOOR, WALL & MOSAIC

SIZES:



18 x 36
Floor Tile



12 x 24
Floor Tile



12 x 12
Floor Tile



10 x 14
Wall Tile



4 x 16
Wall Tile



4 x 16
Wave
Wall Tile



1.5"
Hexagon
Mosaic

FINISHES: MATTE | GLOSSY

COLOR PALETTE



VITALITY WHITE



DYNAMIC BEIGE




RESOURCEFUL GREY




STAMINA GREY


FLOOR TILE – MATTE



VITALITY WHITE RL20



DYNAMIC BEIGE RL21




RESOURCEFUL GREY RL22




STAMINA GREY RL23

WALL TILE – FLAT (AVAILABLE IN 10 x 14 AND 4 x 16) – GLOSSY




VITALITY WHITE RL20



DYNAMIC BEIGE RL21



RESOURCEFUL GREY RL22



STAMINA GREY RL23

WALL TILE – WAVE (AVAILABLE IN 4 x 16 ONLY) – GLOSSY



VITALITY WHITE RL20



DYNAMIC BEIGE RL21




RESOURCEFUL GREY RL22




STAMINA GREY RL23


MOSAIC – 1.5" HEX – MATTE




VITALITY WHITE RL20



DYNAMIC BEIGE RL21



RESOURCEFUL GREY RL22



STAMINA GREY RL23



SLIP RESISTANT



WATERPROOF



STAINPROOF



DENTPROOF



SCRATCH-RESISTANT*
*Applicable to products with Matte and Textured Finishes



FIRE-RESISTANT*
*Not Applicable to Heat-Insulated Mosaics



SIMPLICLEAN™

VISIT THE WHY TILE PAGE AT WWW.DAL TILE.COM FOR A COMPLETE LIST OF QUALIFICATIONS AND EXCLUSIONS.

SIZES					
			Thickness	Sq. Ft./ Carton	Pieces/ Carton
	18 x 36 Floor Tile	(17-7/8" x 35-11/16") (45.39 cm x 90.75 cm)	3/8"	13.29	3
	12 x 24 Floor Tile	(11-9/16" x 23-3/8") (29.40 cm x 59.30 cm)	3/8"	15.04	8
	12 x 12 Floor Tile	(11-13/16" x 11-13/16") (30.00 cm x 30.00 cm)	5/16"	15.52	16
	10 x 14 Wall Tile	(9-13/16" x 13-15/16") (24.99 cm x 35.40 cm)	5/16"	14.25	15
	4 x 16 Wall Tile	(4" x 16") (10.17 cm x 40.68 cm)	3/8"	13.20	30
	4 x 16 Wave Wall Tile	(4" x 16") (10.17 cm x 40.68 cm)	3/8"	13.20	30
	1.5" Hexagon Mosaic	(11-3/8" x 10-1/4" Sheet) (28.89 cm x 26.04 cm Sheet)	1/4"	9.72	12
APPLICATIONS					
			Target DCOF wet	Suitable	
Dry & Level – Interior Floor			N/A	✓*	
Wet & Level – Interior Floor			≥ 0.42	✓*	
Shower Floors (Residential or Light Commercial)			≥ 0.42	✓**	
Exterior Floor Applications (including pool decking & other wet areas with minimal footwear)			≥ 0.60		
Ramps & Inclines			≥ 0.65		
Walls/Backsplashes			N/A	✓	
Countertops			N/A	✓*	
Pool Linings			N/A	✓**	
A DCOF value of ≥0.42 is the standard for tiles specified for level interior spaces expected to be walked upon when wet, as stated in ANSI A137.1-A326.3. For more information about DCOF and the DCOF AcuTest™, visit daltille.com/DCOF .					
APPLICATION NOTES:					
Suitable for exterior applications in non-freezing climates, when proper installation methods are followed.					
* Wall tile not suitable for this application.					
** Mosaic tile only.					
TRIM					
	Type	Number	Size	Pieces/ Carton	
	Floor Bullnose	P-43F9	3 x 24	10	
	12" Jolly	S-1/212J	1/2 x 12	12	

INSTALLATION				
Grout Joint Recommendation			Shade Variation	
Floor: 3/16" (Overlap should not exceed 33% when installing tile with a length 15" or greater in a staggered brick-joint pattern.)				
Wall 10 x 14: 1/16"			 High (V3)	
Wall 4 x 16: 1/16" (When rectangular size is installed in a staggered brick-joint pattern, overlap should not exceed 33%.)				
Mosaic: 1/8"				
PERFORMANCE CHARACTERISTICS				
	ASTM#	Floor Result	Wall Result	Mosaic Result
Water Absorption	C373	< 7.0%	< 20.0%	< 3.0%
Breaking Strength	C648	> 250 lbs	120-230 lbs	> 250 lbs
Scratch Hardness	MOHS	8.0	4.0-6.0	8.0
Chemical Resistance	C650	Resistant	Resistant	Resistant
For additional information on test results, visit us at: daltille.com/information/TestResults .				
DURABILITY				
Floor Surface Wear Resistance				
1	Residential Bathrooms	③	All Residential / Light Commercial	
2	All Residential Areas	4	All Residential / Commercial	
NOTES				
Since there are variations in all fired ceramic and natural products, tile and trim supplied for your particular installation may not match samples. Final confirmation should be made from actual tiles and trim prior to installation. Manufactured in accordance with ANSI A137.1 standards.				
Not for use on ramps. Water, oil, grease, improper drainage and certain footwear can create slippery conditions. Floor applications expected to be exposed to these conditions require extra caution in product selection.				
For additional information refer to "Factors to Consider" at: daltille.com/Factors .				
Special consideration needs to be given when installing tiles greater than 15 inches. Please refer to daltille.com/LargeTiles for more information.				
<div><div> POST-CONSUMER RECYCLED MATERIALS</div><div> PRE-CONSUMER RECYCLED MATERIALS</div></div> <div><div> MADE IN THE U.S.A.</div><div> REVEAL IMAGING®</div></div>				
All or select items within this series meet the requirements for these qualifications. For more information, visit daltille.com .				