



FLOOR | WALL

**SANDALO™**

GLAZED CERAMIC with REVEAL IMAGING®

 **daltile®**  
IMAGINE WHAT'S POSSIBLE™



Above and cover photos feature Castillian Gray 12 x 12 field tile in a grid pattern on the floor.

## Discover the Natural Look and Allure of Sandalo™

Take your space to a whole new level. The possibilities are endless with Daltille's distinctive Sandalo™ collection. Available in a multitude of sizes, with accents and trims to match, it is perfect for residential and light commercial applications. The soft colors emulate natural stone, but with the easy maintenance of tile. Complete your project with the beautiful floor, wall and mosaic combinations of this dynamic and resourceful collection.

- **ORGANIC ALLURE**
  - Emulates the look of natural stone
  - Soft color palette contributes to its organic appearance
- **DESIGN ADVANTAGE**
  - Two floor and wall sizes available
  - Coordinating decorative floor/wall border and mosaic



**POST-CONSUMER  
RECYCLED MATERIALS**



**PRE-CONSUMER  
RECYCLED MATERIALS**



**REVEAL IMAGING®**



**MADE IN THE U.S.A.**

All or select items within this series are made in the USA. For more information visit [daltille.com/Sandalo](http://daltille.com/Sandalo).

FLOOR TILE



SERENE WHITE SW90



ACACIA BEIGE SW91



CASTILLIAN GRAY SW92



RAFFIA NOCE SW93

WALL TILE



SERENE WHITE SW90



ACACIA BEIGE SW91



CASTILLIAN GRAY SW92



RAFFIA NOCE SW93

2 x 2 MOSAIC



UNIVERSAL SW96

DECORATIVE ACCENTS



ZIRCON BLEND SW98  
3 x 12 Floor/Wall Border









SMOKY TOPAZ BLEND SW97  
3 x 12 Floor/Wall Border

# SANDALO™

GLAZED CERAMIC with REVEAL IMAGING®

## SIZES

			Thickness	Sq. Ft. per Carton	Pieces per Carton
	18 x 18† Floor Tile	(17-1/2" x 17-1/2") (44.45 cm x 44.45 cm)	5/16"	17.04	8
	12 x 12 Floor Tile	(11-13/16" x 11-13/16") (30.00 cm x 30.00 cm)	5/16"	14.55	15
	9 x 12 Wall Tile	(9" x 12") (22.91 cm x 30.54 cm)	5/16"	11.25	15
	6 x 6 Wall Tile	(6" x 6") (15.20 cm x 15.20 cm)	5/16"	12.50	50
	3 x 12 Floor/Wall Border	(3-1/8" x 11-13/16") (7.90 cm x 30.00 cm)	5/16"	--	48
	2 x 2 Mosaic (Dot-mounted on 12" x 24" Sheet)	(12" x 24" Sheet) (30.48 cm x 60.96 cm Sheet)	1/4"	24.00	12

† This product is manufactured regionally. Slight variances in size and shading may occur between regions. Please contact your sales representative to verify carton square footage. As with all tile projects, be sure to purchase sufficient quantities with your initial order.

## FLOOR APPLICATIONS

(Excludes Wall Tile)	Target DCOF wet	Suitable
Dry & Level – Interior	N/A	✓
Wet & Level – Interior	≥ 0.42	✓
Exterior Applications; Pool Decking & Other Wet Areas with Minimal Footwear	≥ 0.60	
Ramps & Inclines	≥ 0.65	

A DCOF value of ≥ 0.42 is the standard for tiles specified for level interior spaces expected to be walked upon when wet, as stated in ANSI A1371-2012, Section 9.6. For more information about DCOF and the DCOF AcuTest™, visit [daltile.com/DCOF](http://daltile.com/DCOF).

## OTHER APPLICATIONS

	Suitable
Walls/Backsplashes	✓
Countertops	✓*
Pool Linings	✓**


### APPLICATION NOTES:

\* Floor tile, 6 x 6 wall tile and mosaic only













\*\* Mosaic and 6 x 6 wall tile only

Suitable for exterior applications in non-freezing climates only when proper installation methods are followed.

## INSTALLATION

Grout Joint Recommendation	Shade Variation
Floor: 3/16" Wall: 1/16" Mosaic: 1/8"	 High (V3) (Floor & Wall)  Random (V4) (Mosaic)

## TRIM

Type	Number	Size	Pieces per Carton
	P-43C9	3 x 12	22
	S-4309 (9" side)	3 x 9	54
	SN-4309	3 x 3	32
	S-4269 (6" side)	2 x 6	100
	SN-4269	2 x 2	25
	S-4669	6 x 6	50
	SCRL-4669	6 x 6	50
	26CRWL	2 x 6	36
	22CRCN	2 x 2	24
	S-886	2 x 2	108
	A-106	1 x 6	152
	UC-106	1 x 1	40

\* Floor is intended to coordinate with floor field tile in the standard 90-degree installation position.

## TEST RESULTS

	ASTM#	Floor Result	Wall Result	Mosaic Result
Water Absorption	C373	< 7.0%	< 20.0%	< 3.0%
Breaking Strength	C648	> 250 lbs.	120-230 lbs.	> 250 lbs.
Scratch Hardness	MOHS	8.0	4.0-6.0	8.0
Chemical Resistance	C650	Resistant	Resistant	Resistant
Abrasion Resistance	C1027	4	N/A	4

For additional information, visit [daltile.com/information/TestResults](http://daltile.com/information/TestResults).

## NOTES

Special consideration needs to be given when installing tiles greater than 15 inches. Please refer to [daltile.com/LargeTiles](http://daltile.com/LargeTiles) for more information.

Strong random shading enhances the natural beauty of this product. To achieve optimal results, tile should be selected from multiple cartons and shading arrangement planned prior to installation.

Since there are variations in all fired ceramic products, tile and trim supplied for your particular installation may not match these samples. Final color selection should be made from actual tiles and trim and not from tile samples or color reproductions. Manufactured in accordance with ANSI A1371 standards.

Water, oil, grease, etc. create slippery conditions. Floor applications with exposure to these conditions require extra caution in product selection. Not for use on ramps.

For additional information refer to "Factors to Consider" at [daltile.com/Factors](http://daltile.com/Factors).



DESIGNED TO HELP EARN LEED™ CREDITS. For more detailed information, visit [daltilegreenworks.com](http://daltilegreenworks.com).



SCAN QR CODE FOR PRODUCT INFORMATION

Get a QR Code reader at: [GET.DALTILE.COM](http://GET.DALTILE.COM)



7834 C. F. Hawn Freeway, Dallas, Texas 75217 | 1.800.933.TILE

To view the complete collection of Daltile® products and information, visit our website at [daltile.com](http://daltile.com).



IMAGINE WHAT'S POSSIBLE™

©2016 Dal-Tile Corporation (7/16)