



CONCRETE LOOK

SKYBRIDGE™
GLAZED CERAMIC

 daltile®
IMAGINE WHAT'S POSSIBLE™

SKYBRIDGE™

GLAZED CERAMIC

Embrace the Urban Elegance of Skybridge

Create a classic contemporary space with the brushed cement effect and clean edges of Skybridge. This stylish, modern take on the concrete trend is offered in four versatile colors. Its coordinating floor, wall and mosaic sizes will give your room a sleek, finished look.

- **APPEALING DESIGN**
 - Creates a subtle linear visual with a textured effect
 - Four versatile color tone choices
 - Modern tile trend with clean, contemporary edges
- **MODERN AND VERSATILE**
 - Coordinating floor, wall and mosaic offerings help bring the full space to life
 - Brushed cement effect presents a sophisticated visual

CONCRETE
LOOK

USAGE



FLOOR



WALL



COUNTERTOP



SHOWER
FLOOR



EXTERIOR
FLOOR



STEPWISE™



TRU-EDGE™



MADE IN
THE U.S.A.



LARGE
FORMAT



MOSAIC/
DECO



ENCAUSTIC



TERRAZZO



PAVER



CUSTOMIZE



FLEXFIT™



C.G.

LOW HIGH

SEE CHARTS FOR FULL
PRODUCT DETAILS

SPECIAL FEATURES

Above and cover photos feature Skybridge™ Gray 2 x 4 brick-joint mosaic and Gray 10 x 14 wall tile on the wall and Off White 18 x 18 floor tile on the floor.

SIZES:



FINISHES: MATTE

COLOR PALETTE



OFF WHITE



GRAY



BEIGE



BROWN

FLOOR TILE



OFF WHITE SY95



GRAY SY98



BEIGE SY96



BROWN SY97

WALL TILE



OFF WHITE SY95



GRAY SY98



BEIGE SY96



BROWN SY97

2 X 4 BRICK-JOINT MOSAICS



OFF WHITE SY95



GRAY SY98



BEIGE SY96



BROWN SY97



SLIP RESISTANT



WATERPROOF



STAINPROOF



DENTPROOF



SCRATCH-RESISTANT



FIRE-RESISTANT









SIMPLICLEAN™

SKYBRIDGE™

GLAZED CERAMIC

CONCRETE LOOK

SIZES

			Thickness	Sq. Ft./ Carton	Pieces/ Carton
	12 x 24 Floor Tile	(11-9/16" x 23-3/8") (29.40 cm x 59.30 cm)	3/8"	15.04	8
	18 x 18 Floor Tile	(17-11/16" x 17-11/16") (45.01 cm x 45.01 cm)	5/16"	17.44	16
	12 x 12 Floor Tile	(11-13/16" x 11-13/16") (30.00 cm x 30.00 cm)	5/16"	15.52	16
	10 x 14 Wall Tile	(9-13/16" x 13-15/16") (24.99 cm x 35.40 cm)	5/16"	14.25	15
	4 x 8 Wall Tile	(4-1/4" x 8-9/16") (10.88 cm x 21.82 cm)	5/16"	10.50	42
	2 x 4 Brick-Joint Mosaic (Dot- mounted)	(12" x 12" Sheet) (30.48 cm x 30.48 cm Sheet)	1/4"	9.96	12

APPLICATIONS

	Target DCOF wet	Suitable
Dry & Level – Interior Floor	N/A	✓*
Wet & Level – Interior Floor	≥ 0.42	✓*
Shower Floors (Residential or Light Commercial)	≥ 0.42	✓**
Exterior Floor Applications (including patios, pool decking & other wet areas with minimal footwear)	≥ 0.60	
Ramps & Inclines	≥ 0.65	
Walls/Backsplashes	N/A	✓
Countertops	N/A	✓*
Pool Linings	N/A	✓**

A DCOF value of ≥0.42 is the standard for tiles specified for level interior spaces expected to be walked upon when wet, as stated in ANSI A137.1-A326.3. For more information about DCOF and the DCOF AcuTest™, visit daltille.com/DCOF.

APPLICATION NOTES:

Suitable for exterior applications (provided it is noted as suitable in the applications chart above) in non-freezing climates, when proper installation methods are followed.

* Excludes wall tile








** Mosaic only

PERFORMANCE CHARACTERISTICS


	ASTM#	Floor Result	Wall Result	Mosaic Result
Water Absorption	C373	< 7.0%	< 20.0%	< 3.0%
Breaking Strength	C648	> 250 lbs.	120-230 lbs.	> 250 lbs.
Scratch Hardness	MOHS	7.0	4.0-6.0	8.0
Chemical Resistance	C650	Resistant	Resistant	Resistant

For additional information on test results, visit us at: daltille.com/information/TestResults.

TRIM

	Type	Number	Size	Pieces/ Carton
	Floor Bullnose*	P43C9	3 x 12	30
	Wall Bullnose	S4310 (10" Side)	3 x 10	54
	Wall Bullnose Corner	SN4310	3 x 3	32
	Wall Bullnose	S4849 (4" Side)	4 x 8	42
	Wall Bullnose	S4489 (8" Side)	4 x 8	42
	Wall Bullnose Corner Left	SCL4489	4 x 8	42
	Wall Bullnose Corner Right	SCR4489	4 x 8	42

INSTALLATION

Grout Joint Recommendation	Shade Variation
Floor: 3/16" (overlap should not exceed 33% when installing tile with a length of 15" or greater in a staggered brick-joint pattern)	 Medium (V2)
Wall: 1/16"	
Mosaics: 1/8"	

DURABILITY

Floor Surface Wear Resistance			
1	Residential Bathrooms	③	All Residential / Light Commercial
2	All Residential Areas	4	All Residential / Commercial

NOTES

Since there are variations in all fired ceramic and natural products, tile and trim supplied for your particular installation may not match samples. Final confirmation should be made from actual tiles and trim prior to installation. Manufactured in accordance with ANSI A137.1 standards.

Not for use on ramps. Water, oil, grease, improper drainage and certain footwear can create slippery conditions. Floor applications expected to be exposed to these conditions require extra caution in product selection.

For additional information refer to "Factors to Consider" at: daltille.com/Factors.

Special consideration needs to be given when installing tiles greater than 15 inches. Please refer to daltille.com/LargeTiles for more information.



POST-CONSUMER
RECYCLED MATERIALS



PRE-CONSUMER
RECYCLED MATERIALS



MADE IN THE U.S.A.



REVEAL IMAGING®

All or select items within this series meet the requirements for these qualifications. For more information, visit daltille.com.

ZEROTOX

Healthy Homes | Healthy Planet

7834 C.F. Hawn Freeway,
Dallas, Texas 75217 | 1.800.933.TILE

To view the complete collection of
Daltille® products and information,
visit our website at daltille.com.

daltille®
IMAGINE WHAT'S POSSIBLE™

©2021 Daltille (4/21)