



STONE LOOK

STRATFORD PLACE™
GLAZED CERAMIC



 daltile®
IMAGINE WHAT'S POSSIBLE™

STRATFORD PLACE™

GLAZED CERAMIC

Embody the Elegant Look of Stone

Imagine being whisked away to a distant Roman courtyard. That's the feeling evoked by Stratford Place™, with its travertine look and subtle, earthy hues. From floor to wall to mosaics in a variety of sizes and trim, Stratford Place embodies the elegance you're looking for.

- **SUBTLE STONE LOOK**
 - Travertine visual adds the look of stone to the space
 - Color palette consists of refined, natural hues
- **MULTITUDE OF DESIGN OPTIONS**
 - Multiple sizes of floor and wall tile offered
 - Coordinating decorative accent and mosaic available

STONE LOOK

USAGE



FLOOR



WALL



COUNTERTOP



SHOWER
FLOOR



EXTERIOR
FLOOR



STEPWISE™



TRU-EDGE™



MADE IN
THE U.S.A.



LARGE
FORMAT



MOSAIC/
DECO



ENCAUSTIC



TERRAZZO



PAVER



CUSTOMIZE



FLEXFIT™



LOW HIGH

NOT APPLICABLE
FOR ALL PRODUCTS
IN THIS SERIES. SEE
CHARTS FOR FULL
PRODUCT DETAILS.

Above and cover photos feature Dorian Grey 12 x 12 floor tile on the floor, 10 x 14 wall tile and 2 x 9 Universal decorative accent on the bath wall.

SIZES:



FINISHES: MATTE

FLOOR TILE



ALABASTER SANDS SD91



WILLOW BRANCH SD92



DORIAN GREY SD94



TRUFFLE FIELD SD93

WALL TILE



ALABASTER SANDS SD91



WILLOW BRANCH SD92



DORIAN GREY SD94



TRUFFLE FIELD SD93

2 x 2 MOSAIC



STRATFORD BLEND SD95

2 x 9 DECORATIVE ACCENT



UNIVERSAL SD90



STAINPROOF



SLIP RESISTANT



DENTPROOF



SCRATCH-RESISTANT*
*Applicable to products with Matte and Textured Finishes



FIRE-RESISTANT



SIMPLICLEAN™







VISIT THE WHY TILE PAGE AT WWW.DAL TILE.COM FOR A COMPLETE LIST OF QUALIFICATIONS AND EXCLUSIONS.

STRATFORD PLACE™

GLAZED CERAMIC

STONE LOOK

SIZES

			Thickness	Sq. Ft. per Carton	Pieces per Carton
	18 x 18+ Floor Tile	(17-11/16" x 17-11/16") (45.01 cm x 45.01 cm)	5/16"	17.44	8
	12 x 12 Floor Tile	(11-13/16" x 11-13/16") (30.00 cm x 30.00 cm)	5/16"	15.52	16
	10 x 14 Wall Tile	(9-13/16" x 13-15/16") (24.99 cm x 35.40 cm)	5/16"	14.58	15
	6 x 6 Wall Tile	(6" x 6") (15.20 cm x 15.20 cm)	5/16"	12.50	50
	2 x 9 Decorative Accent	(2-3/8" x 9-7/8") (6.03 cm x 25.08 cm)	5/16"	--	10
	2 x 2 Mosaic (Dot-mounted) Sheet	(12" x 24" Sheet) (30.48 cm x 60.96 cm Sheet)	1/4"	24.00	12

APPLICATIONS

	Target DCOF wet	Suitable
Dry & Level – Interior Floor	N/A	✓†
Wet & Level – Interior Floor	≥ 0.42	✓†
Shower Floors (Residential or Light Commercial)	≥ 0.42	✓*
Exterior Floor Applications (including patios, pool decking & other wet areas with minimal footwear)	≥ 0.60	
Ramps & Inclines	≥ 0.65	
Walls/Backsplashes	N/A	✓
Countertops	N/A	✓**
Pool Linings	N/A	✓***

A DCOF value of ≥0.42 is the standard for tiles specified for level interior spaces expected to be walked upon when wet, as stated in ANSI A137.1-A326.3. For more information about DCOF and the DCOF AcuTest™, visit daltile.com/DCOF.

APPLICATION NOTES:

Suitable for exterior applications (provided it is noted as suitable in the applications chart above) in non-freezing climates, when proper installation methods are followed.



† Wall tile not suitable for this application.

* Mosaic tile only

** Floor, 6 x 6 wall and mosaic tile only

*** Mosaic and 6 x 6 wall tile only

INSTALLATION

Grout Joint Recommendation	Shade Variation
Floor: 3/16" (Overlap should not exceed 33% when installing tile with a length 15" or greater in a staggered brick-joint pattern.)	 High (V3)
Wall: 1/16"	 Random (V4)
Mosaic: 1/8"	

TRIM

Type	Number	Size	Pieces per Carton
Floor Bullnose	P43C9	3 x 12	22
Wall Bullnose	S4310 (10" side)	3 x 10	54
Wall Bullnose	S4669	6 x 6	50
Wall Bullnose	S4269 (6" side)	2 x 6	100
Radius Bullnose	A4200	2 x 6	100
Wall Bullnose Corner	SCRL4669	6 x 6	50
Wall Bullnose Corner	SN4310	3 x 3	32
Wall Bullnose Corner	SN4269	2 x 2	25
Radius Bullnose Corner	AN4200	2 x 2	200
Counter Rail	26CRWL	2 x 6	36
Quarter Round	A106	1 x 6	152
Counter Rail Corner	22CRCN	2 x 2	24
Quarter Round Corner	UC106	1 x 1	40
Mosaic Bullnose	S886	2 x 2	108

TEST RESULTS

	ASTM#	Floor Result	Wall Result	Mosaic Result
Water Absorption	C373	< 7.0%	< 20.0%	< 3.0%
Breaking Strength	C648	> 250 lbs	120-230 lbs	> 250 lbs
Scratch Hardness	MOHS	8.0	4.0-6.0	8.0
Chemical Resistance	C650	Resistant	Resistant	Resistant

For additional information on test results, visit daltile.com/information/TestResults.

DURABILITY

Floor Surface Wear Resistance

1	Residential Bathrooms	3	All Residential / Light Commercial
2	All Residential Areas	④	All Residential / Commercial

NOTES

Since there are variations in all fired ceramic and natural products, tile and trim supplied for your particular installation may not match samples. Final confirmation should be made from actual tiles and trim prior to installation. Manufactured in accordance with ANSI A137.1 standards.

Not for use on ramps. Water, oil, grease, improper drainage and certain footwear can create slippery conditions. Floor applications expected to be exposed to these conditions require extra caution in product selection.

Random visuals enhance the natural beauty of this product. To achieve optimal results, all tile should be selected from multiple cartons and shading and graphic arrangement planned prior to installation.

Special consideration needs to be given when installing tiles greater than 15 inches. Please refer to daltile.com/LargeTiles for more information.

 **POST-CONSUMER RECYCLED MATERIALS**

 **PRE-CONSUMER RECYCLED MATERIALS**

 **REVEAL IMAGING®**

All or select items within this series meet the requirements for these qualifications. For more information, visit daltile.com.

ZEROTOX
Healthy Homes | Healthy Planet



7834 C.F. Hawn Freeway,
Dallas, Texas 75217 | 1.800.933.TILE

To view the complete collection of
Daltile® products and information,
visit our website at daltile.com.

daltile®
IMAGINE WHAT'S POSSIBLE™
©2021 Daltile (9/21)