



CONCRETE
LOOK

URBANIZE™

GLAZED PORCELAIN FLOOR & GLAZED CERAMIC MOSAIC



 daltile®
IMAGINE WHAT'S POSSIBLE™

URBANIZE™

GLAZED PORCELAIN FLOOR & GLAZED CERAMIC MOSAIC

Revitalize with the concrete look of Urbanize™. With randomly placed flecks and the smooth look of leveled cement, Urbanize reflects the quintessential variation you expect from concrete in two organic, natural colors. The versatile and durable 12x24 floor tile can be installed on floors, walls, and countertops and the 2x2 mosaic is perfect for shower floors.


CONCRETE LOOK

USAGE



SPECIAL FEATURES

NOT APPLICABLE
FOR ALL PRODUCTS
IN THIS SERIES. SEE
CHARTS FOR FULL
PRODUCT DETAILS.



Cover and above photo feature Urbanize™ Grey 12 x 24 on the floor.

CONCRETE LOOK

URBANIZE™

GLAZED PORCELAIN FLOOR & GLAZED CERAMIC MOSAIC

SIZES:

12 x 24
Floor Tile

2 x 2
Mosaic

FINISHES: MATTE

GLAZED PORCELAIN FLOOR TILE



WHITE UB02




GREY UB04

GLAZED CERAMIC MOSAIC



WHITE UB02



GREY UB04



SLIP RESISTANT



WATERPROOF



STAINPROOF



DENTPROOF



SCRATCH-RESISTANT



FIRE-RESISTANT



CLIMATEPRO™



SIMPLICLEAN™



VISIT THE WHY TILE PAGE AT WWW.DAL TILE.COM FOR A COMPLETE LIST OF QUALIFICATIONS AND EXCLUSIONS.

URBANIZE™

GLAZED PORCELAIN FLOOR & GLAZED CERAMIC MOSAIC

CONCRETE LOOK

SIZES

			Thickness	Sq. Ft./ Carton	Pieces/ Carton
	12 x 24 Floor Tile	(11-7/8" x 23-5/8") (30.23 cm x 60.12 cm)	5/16"	17.60	9
	2 x 2 Mosaic (Dot-mounted)	(12" x 24" Sheet) (30.48 cm x 60.96 cm Sheet)	1/4"	24.00	12

APPLICATIONS

	Target DCOF wet	Suitable
Dry & Level – Interior Floor	N/A	✓
Wet & Level – Interior Floor	≥ 0.42	✓
Shower Floors - Standard Center Drain (Residential and Commercial)	≥ 0.42	✓*
Shower Floor – Linear Drain	≥ 0.60	✓*
Exterior Floor Applications (including patios, pool decking & other wet areas with minimal footwear)	≥ 0.60	
Ramps & Inclines	≥ 0.65	
Walls/Backsplashes	N/A	✓
Countertops	N/A	✓
Pool Linings	N/A	✓*

A DCOF value of ≥0.42 is the standard for tiles specified for level interior spaces expected to be walked upon when wet, as stated in ANSI A137.1-A326.3. For more information about DCOF and the DCOF AcuTest™, visit daltille.com/DCOF.


APPLICATION NOTES:

Floor tile suitable for exterior applications (provided it is noted as suitable in the applications chart above) in freezing and non-freezing climates, when proper installation methods are followed.


Mosaic tile suitable for exterior applications (provided it is noted as suitable in the applications chart above) in non-freezing climates, when proper installation methods are followed.

* Mosaic tile only

TRIM

Type	Number	Size	Pieces/ Carton
 Bullnose	P43C9	3 x 12	30

INSTALLATION

Grout Joint Recommendation	Shade Variation
Floor: 3/16" (Overlap should not exceed 33% when installing tile with a length 15" or greater in a staggered brick-joint pattern.)	 High (V3)
Mosaic: 1/8"	

PERFORMANCE CHARACTERISTICS

	ASTM#	Floor Result	Mosaic Result
Water Absorption	C373	< 0.5%	< 3.0%
Breaking Strength	C648	> 275 lbs	> 250 lbs
Scratch Hardness	MOHS	8.0	8.0
Chemical Resistance	C650	Resistant	Resistant

For additional information on test results, visit us at: daltille.com/information/TestResults.

DURABILITY

Floor Surface Wear Resistance			
1	Residential Bathrooms	3	All Residential / Light Commercial
2	All Residential Areas	④	All Residential / Commercial

NOTES

Since there are variations in all fired ceramic and natural products, tile and trim supplied for your particular installation may not match samples. Final confirmation should be made from actual tiles and trim prior to installation. Manufactured in accordance with ANSI A137.1 standards.

Not for use on ramps. Water, oil, grease, improper drainage and certain footwear can create slippery conditions. Floor applications expected to be exposed to these conditions require extra caution in product selection.

For additional information refer to "Factors to Consider" at: daltille.com/Factors.

Special consideration needs to be given when installing tiles greater than 15 inches. Please refer to daltille.com/LargeTiles for more information.

Use of a latex modified thin-set is recommended for installation. For more information, visit daltille.com.



All or select items within this series meet the requirements for these qualifications. For more information, visit daltille.com.



7834 C.F. Hawn Freeway,
Dallas, Texas 75217 | 1.800.933.TILE

To view the complete collection of
Daltille® products and information,
visit our website at daltille.com.

