



CONCRETE LOOK

FLOOR  
**VOLUME 1.1™**  
GLAZED PORCELAIN



**daltile®**  
IMAGINE WHAT'S POSSIBLE™

FLOOR  
**VOLUME 1.1™**  
GLAZED PORCELAIN

## Solid Colors for Solid Design

Amp up any space with an eye catching pop of color. Available in multiple colors and in 12 x 12 and 12 x 24 stylish sizes, Volume 1.1™ tile is the perfect material for schools and commercial applications.

- **VIVID DESIGN**
  - Vibrant colors coordinate with the cement graphics and neutral palette of the Volume 1.0™ Collection
  - Inspired looks presented in a variety of sizes
- **RESILIENT PERFORMANCE**
  - Ideal for schools, offices and healthcare
  - Designed to be durable in the most active interior spaces

CONCRETE  
LOOK

USAGE



FLOOR



WALL



COUNTERTOP



SHOWER  
FLOOR



EXTERIOR  
FLOOR



STEPWISE™



TRU-EDGE™



MADE IN  
THE U.S.A.



LARGE  
FORMAT



MOSAIC/  
DECO



ENCAUSTIC



TERRAZZO



PAVER



CUSTOMIZE



FLEXFIT™



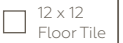
LOW HIGH

SEE CHARTS FOR FULL  
PRODUCT DETAILS

SPECIAL FEATURES

Cover photo features Volume 1.1™ Tradition Blue, Victory Red and Volume 1.0™ Stereo Grey 12 x 12 on the floor and wall.  
Above photo features Volume 1.1™ Tradition Blue, Victory Red and Volume 1.0™ Stereo Grey 12 x 12 on the floor.

SIZES:




FINISHES: MATTE


COLOR PALETTE




CHEER  
YELLOW




ACTION  
ORANGE




RALLY  
GREEN



TRADITION  
BLUE



VICTORY  
RED



SPIRIT  
BLUE

GLAZED PORCELAIN FLOOR TILE



CHEER YELLOW VL87




ACTION ORANGE VL88



RALLY GREEN VL84



TRADITION BLUE VL89



VICTORY RED VL85



SPIRIT BLUE VL86



SLIP RESISTANT



WATERPROOF



STAINPROOF



DENTPROOF



SCRATCH-RESISTANT™  
\*Applicable to products with Matte and Textured Finishes



FIRE-RESISTANT™  
\*Not Applicable to Mesh-Mounted Mosaics





CLIMATEPRO™



SIMPLICLEAN™

SIZES

			Thickness	Sq. Ft./ Carton	Pieces/ Carton
	12 x 24 Floor Tile	(11-13/16" x 23-13/16") (30.00 cm x 60.48 cm)	5/16"	15.60	8
	12 x 12 Floor Tile	(11-13/16" x 11-13/16") (30.00 cm x 30.00 cm)	5/16"	14.55	15

APPLICATIONS


	Target DCOF wet	Suitable
Dry & Level – Interior Floor	N/A	✓
Wet & Level – Interior Floor	≥ 0.42	✓
Shower Floors (Residential or Light Commercial)	≥ 0.42	
Exterior Floor Applications (including pool decking & other wet areas with minimal footwear)	≥ 0.60	
Ramps & Inclines	≥ 0.65	
Walls/Backsplashes	N/A	✓
Countertops	N/A	✓
Pool Linings	N/A	

A DCOF value of ≥0.42 is the standard for tiles specified for level interior spaces expected to be walked upon when wet, as stated in ANSI A137.1-A326.3. For more information about DCOF and the DCOF AcuTest®, visit [daltille.com/DCOF](https://daltille.com/DCOF).


APPLICATION NOTES:

Suitable for exterior applications in freezing and non-freezing climates, when proper installation methods are followed.

TRIM

Type	Number	Size	Pieces/ Carton
 Bullnose	P-43C9	3 x 12	30

INSTALLATION

Grout Joint Recommendation	Shade Variation
3/16" (Overlap should not exceed 33% when installing tile with a length 15" or greater in a staggered brick-joint pattern. When multiple sizes are installed in a modular pattern, please specify same size caliber at time of order.)	 Medium (V2)

PERFORMANCE CHARACTERISTICS

	ASTM#	Floor/3D Cube Result
Water Absorption	C373	< 0.5%
Breaking Strength	C648	> 275 lbs
Scratch Hardness	MOHS	8.0
Chemical Resistance	C650	Resistant

For additional information on test results, visit us at: [daltille.com/information/TestResults](https://daltille.com/information/TestResults).

DURABILITY

Floor Surface Wear Resistance			
1	Residential Bathrooms	3	All Residential / Light Commercial
2	All Residential Areas	④	All Residential / Commercial

NOTES

Since there are variations in all fired ceramic and natural products, tile and trim supplied for your particular installation may not match samples. Final confirmation should be made from actual tiles and trim prior to installation. Manufactured in accordance with ANSI A137.1 standards.

Not for use on ramps. Water, oil, grease, improper drainage and certain footwear can create slippery conditions. Floor applications expected to be exposed to these conditions require extra caution in product selection.

For additional information refer to "Factors to Consider" at: [daltille.com/Factors](https://daltille.com/Factors).

Special consideration needs to be given when installing tiles greater than 15 inches. Please refer to [daltille.com/LargeTiles](https://daltille.com/LargeTiles) for more information.

Use of a latex modified thin-set is recommended for installation. For more information, visit [daltille.com](https://daltille.com).



All or select items within this series meet the requirements for these qualifications. For more information, visit [daltille.com](https://daltille.com).