

DARE TO BE BOLD



ARENELLATM

GLAZED CERAMIC
REVEAL IMAGING®

MARAZZI 
DARE TO BE BOLD™



ARENELLA™



ARENELLA™ embraces an exquisite illusion of marble with soft natural tones. This classic selection conveys an elegant style for a timeless design. An alluring neutral color palette with colors Off White, Light Beige and Light Gray emit a captivating view. The variety of sizes for floor and wall, accompanied by a mosaic option, makes this an intrinsic choice for an absolute design.

LIGHT GRAY



OFF WHITE



OFF WHITE



ARENELLA™

GLAZED CERAMIC
REVEAL IMAGING®

FLOOR TILE



AR30 Off White



AR31 Light Beige



AR32 Light Gray

WALL TILE



AR30 Off White



AR31 Light Beige



AR32 Light Gray

2 x 2 MOSAIC 12 x 12 SHEET



AR30 Off White



AR31 Light Beige









AR32 Light Gray

USAGE

Floors	Walls	Countertops
F	W	C

SIZES

			Thickness	Sq. Ft./ Carton	Pieces/ Carton
	12 x 24 Floor Tile	(11-9/16" x 23-3/8") (29.40 cm x 59.30 cm)	3/8"	15.04	8
	18 x 18 Floor Tile	(17-1/2" x 17-1/2") (44.45 cm x 44.45 cm)	5/16"	17.04	8
	12 x 12 Floor Tile	(11-13/16" x 11-13/16") (30.00 cm x 30.00 cm)	5/16"	14.55	15
	10 x 14 Wall Tile	(9-13/16" x 13-15/16") (24.99 cm x 35.40 cm)	5/16"	14.25	15
	4 x 12 Wall Tile	(4-1/4" x 12-7/8") (10.91 cm x 32.77 cm)	5/16"	10.64	28
	2 x 2 Mosaic (Dot-mounted)	(12" x 12" Sheet) (30.48 cm x 30.48 cm Sheet)	1/4"	10	10

APPLICATIONS

	Target DCOF wet	Suitable
Dry & Level - Interior Floor	N/A	■*
Wet & Level - Interior Floor	≥ 0.42	■*
Shower Floors (Residential or Light Commercial)	≥ 0.42	■**
Exterior Floor Applications (including pool decking & other wet areas with minimal footwear)	≥ 0.60	
Ramps & Inclines	≥ 0.65	
Walls/Backsplashes	N/A	■
Countertops	N/A	■*
Pool Linings	N/A	■**

A DCOF value of ≥ 0.42 is the standard for tiles specified for level interior spaces expected to be walked upon when wet, as stated in ANSI A137.1-2012, Section 9.6. For more information about DCOF and the DCOF AcuTest®, visit marazzitile.com/DCOF.

APPLICATION NOTES:

Suitable for exterior applications in non-freezing climates, when proper installation methods are followed.







* Wall tile not suitable for this application

**Mosaic tile only




All or select items within this series meet the requirements for these qualifications. For more information visit marazzitile.com.

TRIM

Description	Number	Size	Shape
Floor Bullnose	P-43C9	3 x 12	
Wall Bullnose	S-4310 (10" Side)	3 x 10	
Wall Bullnose Corner	SN-4310	3 x 3	
Quarter Round	A-106	1 x 6	
Quarter Round Corner	UC-106	1 x 1	
Jolly	S-1/212J	1/2 x 12	

INSTALLATION

Grout Joint Recommendation	Shade Variation
<p>Floor Tile: 3/16" (Overlap should not exceed 33% when installing tile with a length 15" or greater in a staggered brick-joint pattern.)</p> <p>10 x 14 Wall Tile: 1/16"</p> <p>4 x 12 Wall Tile: 1/16" (When rectangular size is installed in a staggered brick-joint pattern; overlap should not exceed 33%)</p> <p>Mosaic: 1/8"</p>	 Medium Variation

PERFORMANCE CHARACTERISTICS

	ASTM#	Floor Result	Wall Result	Mosaic Result
Water Absorption	C373	< 7%	< 20%	< 3%
Breaking Strength	C648	> 250 lbs	> 120-230 lbs	> 250 lbs
Scratch Hardness	MOHS	7.0	4.0 - 6.0	8.0
Chemical Resistance	C650	Resistant	Resistant	Resistant
Abrasion Resistance	C1027	III	N/A	III

For additional information on test results, visit us at: marazzitile.com/information/TestResults.

NOTES

Since there are variations in all fired ceramic and natural products, tile and trim supplied for your particular installation may not match samples. Final confirmation should be made from actual tiles and trim prior to installation. Manufactured in accordance with ANSI A137.1 standards.

Not for use on ramps. Water, oil, grease, improper drainage and certain footwear can create slippery conditions. Floor applications expected to be exposed to these conditions require extra caution in product selection.

For additional information refer to "Factors to Consider" at: marazzitile.com/Factors.

Special consideration needs to be given when installing tiles greater than 15 inches. Please refer to marazzitile.com/LargeTiles for more information.



7834 C.F. Hawn Freeway
Dallas, Texas 75217

www.marazzitile.com
contact@marazzitile.com

©2018 Marazzi | 01.18 | MZBRO112 Arenella™ Brochure

COVER FEATURES ARENELLA™ IN OFF WHITE

Color and other aesthetic features shown are as close as the limitation of the printing process will allow. We have tried to make this brochure as comprehensive and factual as possible. We reserve the right, however, to make changes at any time, without notice, in colors, materials, packaging, specifications and availability. Since some information may have been updated since time of printing, please check with Marazzi Customer Service for details.