


GLASS MOSAIC



ULMW Blue Beach



ULMV Baby Beach




ULN2 Shoal Bay



ULMX Crane Beach



ULMZ Grace Beach



ULMY Eagle Beach

USAGE

Floors	Walls	Countertops
	W	

SIZES

	Thickness	Sq. Ft./ Carton	Pieces/ Carton	
 12-1/2 x 13 Mosaic (Mesh-Mounted)	(12" x 12" Sheet) (30.48 cm x 30.48 cm)	1/4"	11.41	10

APPLICATIONS


	Target DCOF wet	Suitable
Dry & Level - Interior Floor	N/A	
Wet & Level - Interior Floor	≥ 0.42	
Shower Floors (Residential or Light Commercial)	≥ 0.42	
Exterior Floor Applications (including pool decking & other wet areas with minimal footwear)	≥ 0.60	
Ramps & Inclines	≥ 0.65	
Walls/Backsplashes	N/A	■
Countertops	N/A	
Pool Linings	N/A	■

A DCOF value of ≥0.42 is the standard for tiles specified for level interior spaces expected to be walked upon when wet, as stated in ANSI A137.1-A326.3. For more information about DCOF and the DCOF AcuTest™, visit marazzitile.com/DCOF.

APPLICATION NOTES:

Suitable for exterior applications in freezing and non-freezing climates, when proper installation methods are followed

INSTALLATION

Grout Joint Recommendation	Shade Variation
1/8"	 Random Variation

PERFORMANCE CHARACTERISTICS

	ASTM#	Mosaic Result
Water Absorption	C373	< 0.5%
Breaking Strength	C648	> 100 lbs
Scratch Hardness	MOHS	4.0
Chemical Resistance	C650	Resistant
Abrasion Resistance	C1027	N/A

For additional information on test results, visit us at: marazzitile.com/information/TestResults.

NOTES

Since there are variations in all fired ceramic and natural products, tile and trim supplied for your particular installation may not match samples. Final confirmation should be made from actual tiles and trim prior to installation. Manufactured in accordance with ANSI A137.2 standards.

Not for use on ramps. Water, oil, grease, improper drainage and certain footwear can create slippery conditions. Floor applications expected to be exposed to these conditions require extra caution in product selection.

Random visuals enhance the natural beauty of this product. To achieve optimal results, all tile should be selected from multiple cartons and shading and graphic arrangement planned prior to installation.

Use of a white latex modified thin-set is recommended for installation.