

HARMONY™

COLORBODY™ PORCELAIN

TRUEDGE™ | REVEAL IMAGING®

MARAZZI®
DARE TO BE BOLD™

FLOOR TILE



Tone



Note



Pitch





Chord

USAGE

Floors	Walls	Countertops
F	W	C

SIZES

			Thickness	Sq. Ft./ Carton	Pieces/ Carton
	9 x 36 Floor Tile	(8-7/8" x 35-1/4") (22.50 cm x 89.50 cm)	3/8"	13.01	6
	6 x 36 Floor Tile	(5-3/4" x 35-1/4") (14.70 cm x 89.50 cm)	3/8"	12.75	9

APPLICATIONS

	Target DCOF wet	Suitable
Dry & Level – Interior Floor	N/A	■
Wet & Level – Interior Floor	≥ 0.42	■
Shower Floors (Residential or Light Commercial)	≥ 0.42	
Exterior Floor Applications (including pool decking & other wet areas with minimal footwear)	≥ 0.60	
Ramps & Inclines	≥ 0.65	
Walls/Backsplashes	N/A	■
Countertops	N/A	■
Pool Linings	N/A	


A DCOF value of ≥0.42 is the standard for tiles specified for level interior spaces expected to be walked upon when wet, as stated in ANSI A137.1-A326.3. For more information about DCOF and the DCOF AcuTest™, visit marazzitile.com/DCOF.

APPLICATION NOTES:

Suitable for exterior applications in freezing and non-freezing climates, when proper installation methods are followed.

	Floor Tile	
	9 x 36	6 x 36
Chord	ULKP	ULKK
Note	ULKQ	ULKL
Pitch	ULKR	ULKM
Tone	ULKS	ULKN

INSTALLATION

Grout Joint Recommendation	Shade Variation
1/8" (3/16" when multiple sizes are installed in a modular pattern, and/or when installing tile with a length 15" or greater in a staggered brick-joint pattern; overlap should not exceed 33%.)	 Medium Variation

PERFORMANCE CHARACTERISTICS

	ASTM#	Floor Result
Water Absorption	C373	< 0.5%
Breaking Strength	C648	> 275 lbs
Scratch Hardness	MOHS	7.0
Chemical Resistance	C650	Resistant
Abrasion Resistance	C1027	N/A

For additional information on test results, visit us at: marazzitile.com/information/TestResults.

NOTES

Since there are variations in all fired ceramic and natural products, tile and trim supplied for your particular installation may not match samples. Final confirmation should be made from actual tiles and trim prior to installation. Manufactured in accordance with ANSI A137.1 standards.

Not for use on ramps. Water, oil, grease, improper drainage and certain footwear can create slippery conditions. Floor applications expected to be exposed to these conditions require extra caution in product selection.

For additional information refer to "Factors to Consider" at: marazzitile.com/Factors.

Special consideration needs to be given when installing tiles greater than 15 inches. Please refer to marazzitile.com/LargeTiles for more information.

Special care should be taken when grouting with dark pigmented colors. A grout release is recommended to prevent finely powdered pigments from lodging in the pores of the surface. Use of a latex modified thin-set is recommended for installation. For more information, visit marazzitile.com.



Floor Tile



Wall Tile



TrueEdge™



Reveal Imaging®



Pre-Consumer
Recycled Content



CERTIFIED PORCELAIN