

DARE TO BE BOLD



INFLUENCE™

COLORBODY™ PORCELAIN

TRUEDGE™ | REVEAL IMAGING®

MARAZZI 

DARE TO BE BOLD™



INFLUENCE™



STEEL, IRON & BRASS

Influence™ offers an exclusive design exhibiting a linear metal graphic for a contemporary metal effect. Displaying a luxurious appeal, Influence™ ventures into an unparalleled design like never seen before with metallic colors in steel, silver, iron, brass and copper. Large-format sizes with rectified edges and a random interlocking mosaic heighten the appeal for a dramatic statement.

STEEL



BRASS



IRON & STEEL



INFLUENCE™


COLORBODY™ PORCELAIN

TRUEDGE™ | REVEAL IMAGING®

FLOOR TILE



IF01 Steel




IF02 Silver



IF03 Iron



IF04 Brass




IF05 Copper

LINEAR STRIP MOSAIC 12 x 24 SHEET




IF01 Steel



IF02 Silver



IF03 Iron



IF04 Brass



IF05 Copper

USAGE





Floors	Walls	Countertops
F	W	C

INFLUENCE™

COLORBODY™ PORCELAIN

TRUEEDGE™ | REVEAL IMAGING®

SIZES

			Thickness	Sq. Ft./ Carton	Pieces/ Carton
	18 x 36 Floor Tile	(17-9/16" x 35-1/4") (44.65 cm x 89.50 cm)	3/8"	12.9	3
	9 x 36 Floor Tile	(8-7/8" x 35-1/4") (22.50 cm x 89.50 cm)	3/8"	13.02	6
	12 x 24 Floor Tile	(11-11/16" x 23-7/16") (29.65 cm x 59.50 cm)	5/16"	17.10	9
	Linear Strip Mosaic (Mesh-mounted)	(11-5/8" x 26-1/4" Sheet) (29.54 cm x 66.68 cm)	5/16"	7.6	4

APPLICATIONS

	Target DCOF wet	Suitable
Dry & Level – Interior Floor	N/A	■
Wet & Level – Interior Floor	≥ 0.42	■
Shower Floors (Residential or Light Commercial)	≥ 0.42	
Exterior Floor Applications (including pool decking & other wet areas with minimal footwear)	≥ 0.60	
Ramps & Inclines	≥ 0.65	
Walls/Backsplashes	N/A	■
Countertops	N/A	■
Pool Linings	N/A	

A DCOF value of ≥ 0.42 is the standard for tiles specified for level interior spaces expected to be walked upon when wet, as stated in ANSI A137.1-2012, Section 9.6. For more information about DCOF and the DCOF AcuTest™, visit marazzitile.com/DCOF.

APPLICATION NOTES:

Suitable for exterior applications in freezing and non-freezing climates, when proper installation methods are followed.

 Floor Tile

 Wall Tile

 TruEdge™

 Reveal Imaging®

 Pre-Consumer
Recycled Content




made in the
USA



CERTIFIED
PORCELAIN
TILE
90% OF THIS SERIES IS RECYCLED

All or select items within this series meet the requirements for these qualifications. For more information visit marazzitile.com.


TRIM

Description	Number	Size	Shape
Floor Bullnose	P-43F9	3 x 24	
Cove Base	P-36C9T	6 x 12	
Cove Base Outcorner	PC-36C9T	1 x 6	

Cove base trim is intended to coordinate with floor tile in the standard 90-degree installation position.

Cove base and cove corner trim are suitable for non-freezing climates only.

INSTALLATION

Grout Joint Recommendation	Shade Variation
Floor Tile: 1/8" (3/16" when multiple sizes are installed in a modular pattern, and/or when installing tile with a length 15" or greater in a staggered brick-joint pattern; overlap should not exceed 33%). Mosaic: 1/8"	 High Variation

PERFORMANCE CHARACTERISTICS

	ASTM#	Floor/Mosaic Result
Water Absorption	C373	<0.5%
Breaking Strength	C648	> 275 lbs
Scratch Hardness	MOHS	8.0
Chemical Resistance	C650	Resistant
Abrasion Resistance	C650	N/A

For additional information on test results, visit us at: marazzitile.com/information/TestResults.

NOTES

Since there are variations in all fired ceramic and natural products, tile and trim supplied for your particular installation may not match samples. Final confirmation should be made from actual tiles and trim prior to installation. Manufactured in accordance with ANSI A137.1 standards.

Not for use on ramps. Water, oil, grease, improper drainage and certain footwear can create slippery conditions. Floor applications expected to be exposed to these conditions require extra caution in product selection.

For additional information refer to "Factors to Consider" at: marazzitile.com/Factors

Special consideration needs to be given when installing tiles greater than 15 inches. Please refer to marazzitile.com/LargeTiles for more information.

Special care should be taken when grouting with dark pigmented colors. A grout release is recommended to prevent finely powdered pigments from lodging in the pores of the surface. Use of a latex modified thin-set is recommended for installation.

PHOTOGRAPHY INDEX:

Cover

INFLUENCE™ in Steel Linear Strip Mosaic 12 x 24 Sheet on wall & Steel 12 x 24 on floor

Page 2-3

INFLUENCE™ in Iron 18 x 36 on fireplace, Steel 9 x 36 on wall around fireplace & Brass 18 x 36 on floor

Page 4

INFLUENCE™ in Steel Linear Strip Mosaic 12 x 24 Sheet on wall & Steel 12 x 24 on floor

Page 5 Top

INFLUENCE™ in Brass 18 x 36 on floor

Page 5 Bottom

INFLUENCE™ in Iron 18 x 36 on fireplace, Steel 9 x 36 on wall around fireplace

MARAZZI 

DARE TO BE BOLD™

7834 C.F. Hawn Freeway
Dallas, Texas 75217

www.marazzitile.com
contact@marazzitile.com

©2018 Marazzi | 06.18 | MZBRO119 Influence™ Brochure

Color and other aesthetic features shown are as close as the limitation of the printing process will allow. We have tried to make this brochure as comprehensive and factual as possible. We reserve the right, however, to make changes at any time, without notice, in colors, materials, packaging, specifications and availability. Since some information may have been updated since time of printing, please check with Marazzi Customer Service for details.