

MATERIKA™

GLAZED CERAMIC WALL

TRUEEDGE™ | REVEAL IMAGING®

MARAZZI®
DARE TO BE BOLD™

FLAT

LINEAR

WAVE


MT12 Off White



MT13 Beige



MT14 Grigio






MT15 Fango



USAGE

Floors	Walls	Countertops
	W	

SIZES

			Thickness	Sq. Ft./ Carton	Pieces/ Carton
	16 x 48 Flat Wall Tile	(15-9/16" x 47-1/16") (39.60 cm x 119.50 cm)	1/4"	30.48	6
	16 x 48 Linear Wall Tile	(15-9/16" x 47-1/16") (39.60 cm x 119.50 cm)	5/16"	---	5
	16 x 48 Wave Wall Tile	(15-9/16" x 47-1/16") (39.60 cm x 119.50 cm)	5/16"	---	5

APPLICATIONS


	Target DCOF wet	Suitable
Dry & Level - Interior Floor	N/A	
Wet & Level - Interior Floor	≥ 0.42	
Shower Floors (Residential or Light Commercial)	≥ 0.42	
Exterior Floor Applications (including pool decking & other wet areas with minimal footwear)	≥ 0.60	
Ramps & Inclines	≥ 0.65	
Walls/Backsplashes	N/A	■
Countertops	N/A	
Pool Linings	N/A	

A DCOF value of ≥0.42 is the standard for tiles specified for level interior spaces expected to be walked upon when wet, as stated in ANSI A137.1-A326.3. For more information about DCOF and the DCOF AcuTest™, visit marazzitile.com/DCOF.

APPLICATION NOTES:

Suitable for exterior applications in non-freezing climates, when proper installation methods are followed.

INSTALLATION

Grout Joint Recommendation	Shade Variation
1/16" (1/8" when rectangular size is installed in a staggered brick-joint pattern; overlap should not exceed 33%.)	 Medium Variation

PERFORMANCE CHARACTERISTICS

	ASTM#	Wall Result
Water Absorption	C373	< 20%
Breaking Strength	C648	> 120-230 lbs
Scratch Hardness	MOHS	4.0 - 6.0
Chemical Resistance	C650	Resistant
Abrasion Resistance	C1027	N/A

For additional information on test results, visit us at: marazzitile.com/information/TestResults.

NOTES

Since there are variations in all fired ceramic and natural products, tile and trim supplied for your particular installation may not match samples. Final confirmation should be made from actual tiles and trim prior to installation. Manufactured in accordance with ANSI A137.1 standards.

For additional information refer to "Factors to Consider" at: marazzitile.com/Factors

Special consideration needs to be given when installing tiles greater than 15 inches. Please refer to marazzitile.com/LargeTiles for more information.



Wall Tile



TrueEdge™



Reveal Imaging®



Pre-Consumer
Recycled Content

