

FINISHES: MATTE

USAGE

 FLOOR

 WALL

 COUNTERTOP

 SHOWER FLOOR

 EXTERIOR FLOOR

MATERIAL



PRICING



SPECIAL FEATURES

 STEPWISE

 TRUE EDGE

 MADE IN THE U.S.A.

 LARGE FORMAT

 MOSAIC/DECO

 ENCAUSTIC

 TERRAZZO

 PAVER

 CUSTOMIZE

STONE LOOK

FLOOR TILE



ULBJ Elegant



ULBK Sophisticated



ULBL Distinguished

2 X 2 SQUARE MOSAIC
12 X 12 SHEET



ULEU Elegant



ULEV Sophisticated



ULEW Distinguished

MIXED DECOS



ULE8 Mixed Mosaic 12 x 12 Sheet



ULEE Listelli 2 x 12

| | Floor Tile | | Deco | | | Trim |
|---------------|------------|---------|---|----------------------------------|--------------------|-----------------------------|
| | 18 x 36 | 12 x 24 | 2 x 2 Square Mosaic 12 x 12 Sheet | Mixed Mosaic 12 x 12 Sheet | 2 x 12 Listelli | 4 x 24 Floor Bullnose |
| Distinguished | ULBP | ULBL | ULEW | | | ULBV |
| Elegant | ULBM | ULBJ | ULEU | | | ULBT |
| Sophisticated | ULBN | ULBK | ULEV | | | ULBU |
| Mixed | | | | ULE8 | ULEE | |

 SLIP RESISTANT

 WATERPROOF

 STAINPROOF

 DENTPROOF

 SCRATCH-RESISTANT

 FIRE-RESISTANT
Meets ANSI A118.10


 CLIMATEPROOF

 SIMPLICLEAN™

VISIT MARAZZIUSA.COM/WHYTILE FOR A COMPLETE LIST OF QUALIFICATIONS AND EXCLUSIONS.

FINISHES: MATTE

USAGE

 FLOOR
  WALL
  COUNTERTOP
  SHOWER FLOOR
  EXTERIOR FLOOR




MATERIAL



PRICING








SPECIAL FEATURES


 STEPWISE
  TRUEEDGE
  MADE IN THE U.S.A.
  LARGE FORMAT
  MOSAIC/DECO
  ENCAUSTIC
  TERRAZZO
  PAVER
  CUSTOMIZE

STONE LOOK

SIZES

| | | | Thickness | Sq. Ft./ Carton | Pieces/ Carton |
|--|--|---|-----------|--------------------|-------------------|
|  | 18 x 36 Floor Tile | 18-1/4" x 35-11/16" (46.40 cm x 90.70 cm) | 5/16" | 13.59 | 3 |
|  | 12 x 24 Floor Tile | 11-7/8" x 23-5/8" (30.23 cm x 60.12 cm) | 5/16" | 17.60 | 9 |
|  | 2 x 2 Square Mosaic (Mesh-mounted) | (12" x 12" Sheet) (30.48 x 30.48 cm Sheet) | 5/16" | 10.00 | 10 |
|  | Mixed Mosaic (Mesh-mounted) | 12" x 12" Sheet (30.48 x 30.48 cm Sheet) | 5/16" | 10.00 | 10 |
|  | Listelli 2 x 12 | 2" x 12" (5.08 cm x 30.48 cm) | 5/16" | --- | 6 |

TRIM

| Description | Number | Size | Shape |
|----------------|--------|--------|---|
| Floor Bullnose | S44F9 | 4 x 24 |  |

APPLICATIONS

| | Target DCOF wet | Suitable |
|--|--------------------|----------|
| Dry & Level - Interior Floor | N/A | ■ |
| Wet & Level - Interior Floor | ≥ 0.42 | ■ |
| Shower Floors (Residential or Light Commercial) | ≥ 0.42 | ■* |
| Exterior Floor Applications (including patios, pool decking & other wet areas with minimal footwear) | ≥ 0.60 | |
| Ramps & Inclines | ≥ 0.65 | |
| Walls/Backsplashes | N/A | ■ |
| Countertops | N/A | ■ |
| Pool Linings | N/A | ■* |



A DCOF value of ≥0.42 is the standard for tiles specified for level interior spaces expected to be walked upon when wet, as stated in ANSI A137.1-A326.3. For more information about DCOF and the DCOF AcuTest™, visit marazziusa.com/DCOF.




APPLICATION NOTES:

Suitable for exterior applications (provided it is noted as suitable in the applications chart above) in freezing and non-freezing climates, when proper installation methods are followed.

* 2 x 2 Mosaic tile only.


FEATURES

 PRE-CONSUMER RECYCLED MATERIALS
  MADE IN THE U.S.A.

 REVEAL IMAGING®
  CERTIFIED PORCELAIN
  ZERO TO X

All or select items within this series meet the requirements for these qualifications. For more information visit marazziusa.com.

INSTALLATION

| Grout Joint Recommendation | Shade Variation |
|--|--|
| <p>Floor Tile: 3/16" (Overlap should not exceed 33% when installing tile with a length 15" or greater in a staggered brick-joint pattern.)</p> <p>Mosaic: 1/8"</p> |  High Variation |

PERFORMANCE CHARACTERISTICS

| | ASTM# | Floor & Mosaic Result |
|---------------------|-------|--------------------------|
| Water Absorption | C373 | < 0.5% |
| Breaking Strength | C648 | > 275 lbs |
| Scratch Hardness | MOHS | 7.0 |
| Chemical Resistance | C650 | Resistant |

For additional information on test results, visit us at: marazziusa.com/information/TestResults.

DURABILITY

Floor Surface Wear Resistance

| | | | |
|---|-----------------------|---|------------------------------------|
| 1 | Residential Bathrooms | ③ | All Residential / Light Commercial |
| 2 | All Residential Areas | 4 | All Residential / Commercial |

NOTES

Since there are variations in all fired ceramic and natural products, tile and trim supplied for your particular installation may not match samples. Final confirmation should be made from actual tiles and trim prior to installation. Manufactured in accordance with ANSI A137.1 standards.

Not for use on ramps. Water, oil, grease, improper drainage and certain footwear can create slippery conditions. Floor applications expected to be exposed to these conditions require extra caution in product selection.

For additional information refer to "Factors to Consider" at: marazziusa.com/Factors.

Special consideration needs to be given when installing tiles greater than 15 inches. Please refer to marazziusa.com/LargeTiles for more information.

Use of a latex modified thin-set is recommended for installation. For more information, visit marazziusa.com.



LEARN MORE