

DARE TO BE BOLD



SISTEMP™

COLORBODY™ PORCELAIN
TRUEDGE™

MARAZZI 
DARE TO BE BOLD™



SISTEMP™



PROJECT GRIGIO CHIARO

SistemP™ offers a trend-setting minimalistic, concrete aesthetic. Graciously positioned as a commercial series, SistemP™ is an impeccable choice for vast spaces exhibiting an ultramodern look. It offers large-format sizes with rectified edges for a perfectly defined cement-look with the benefits of porcelain, and is available in polished and unpolished finishes. This selection is on-trend for an industrial design.

PROJECT GRIGIO CHIARO



PROJECT GRIGIO SCURO



PROJECT TORTORA



FLOOR TILE - AVAILABLE IN LIGHT POLISHED AND UNPOLISHED




Project Bianco



Project Perla



Project Grigio Chiaro



Project Grigio Medio



Project Tortora






Project Grigio Scuro

USAGE

Floors	Walls	Countertops
F	W	C

SIZES

			Thickness	Sq. Ft./ Carton	Pieces/ Carton
	24 x 48 Floor Tile	(23-7/16" x 46-15/16") (59.50 cm x 119.30 cm)	3/8"	15.52	2
	24 x 24 Floor Tile	(23-7/16" x 23-7/16") (59.50 cm x 59.50 cm)	3/8"	11.64	3
	12 x 24 Floor Tile	(11-11/16" x 23-7/16") (29.65 cm x 59.50 cm)	3/8"	9.7	5

APPLICATIONS

	Target DCOF wet	Suitable
Dry & Level – Interior Floor	N/A	■
Wet & Level – Interior Floor	≥ 0.42	■*
Shower Floors (Residential or Light Commercial)	≥ 0.42	
Exterior Floor Applications (including pool decking & other wet areas with minimal footwear)	≥ 0.60	
Ramps & Inclines	≥ 0.65	
Walls/Backsplashes	N/A	■
Countertops	N/A	■
Pool Linings	N/A	

A DCOF value of ≥ 0.42 is the standard for tiles specified for level interior spaces expected to be walked upon when wet, as stated in ANSI A137.1-2012, Section 9.6. For more information about DCOF and the DCOF AcuTest™, visit marazzitile.com/DCOF.

APPLICATION NOTES:

Suitable for exterior applications in freezing and non-freezing climates when proper installation methods are followed.

*Unpolished only




	24x48 Light Polished	24 x 48 Unpolished	24 x 24 Light Polished	24 x 24 Unpolished	12x24 Light Polished	12x24 Unpolished	3 x 24 Bullnose	6 x 12 Cove Base	1x6 Cove Base Outcorner
PROJECT BIANCO	MMRQ	MMM6	MMRW	MMMD	K3KV	MMMK	MMP5	MMMK S36C9TIP	MMMK SC36C9TIP
PROJECT PERLA	MMRR	MMM7	MMRX	MMME	K3KW	MMML	MMP6	MMML S36C9TIP	MMML SC36C9TIP
PROJECT GRIGIO CHIARO	MMRP	MMM5	MMRV	MMMC	K3KU	MMMJ	MMP4	MMMJ S36C9TIP	MMMJ SC36C9TIP
PROJECT GRIGIO MEDIO	MMRN	MMM4	MMRU	MMMA	K3KT	MMMH	MMP3	MMMH S36C9TIP	MMMH SC36C9TIP
PROJECT TORTORA	MMRS	MMM8	MMRY	MMMF	K3KX	MMMM	MMP7	MMMM S36C9TIP	MMMM SC36C9TIP
PROJECT GRIGIO SCURO	MMRM	MMM3	MMRT	MMM9	K3KS	MMMG	MMP2	MMMG S36C9TIP	MMMG SC36C9TIP

SPECIAL ORDER - Please contact your Marazzi Customer Service Representative for more details. Minimum quantities may apply.




All or select items within this series meet the requirements for these qualifications. For more information visit marazzitile.com.

TRIM

Description	Size	Shape
Floor Bullnose	3 x 24	
Cove Base	6 x 12	
Cove Base Outcorner	1 x 6	

Cove base trim is intended to coordinate with floor tile in the standard 90-degree installation position.

INSTALLATION

Grout Joint Recommendation	Shade Variation
1/8" (3/16" when installing tile with a length 15" or greater in a staggered brick-joint pattern; overlap should not exceed 33%.)	 Medium Variation

PERFORMANCE CHARACTERISTICS

	ASTM#	Floor Result
Water Absorption	C373	< 0.5%
Breaking Strength	C648	> 275 lbs
Scratch Hardness	MOHS	8.0
Chemical Resistance	C650	Resistant
Abrasion Resistance	C1027	N/A

For additional information on test results, visit us at: marazzitile.com/information/TestResults.

NOTES

Since there are variations in all fired ceramic and natural products, tile and trim supplied for your particular installation may not match samples. Final confirmation should be made from actual tiles and trim prior to installation. Manufactured in accordance with ANSI A137.1 standards.

Not for use on ramps. Water, oil, grease, improper drainage and certain footwear can create slippery conditions. Floor applications expected to be exposed to these conditions require extra caution in product selection.

For additional information refer to "Factors to Consider" at: marazzitile.com/Factors

Special consideration needs to be given when installing tiles greater than 15 inches. Please refer to marazzitile.com/LargeTiles for more information.

Manufacturer Advisory: All tile is measured by the DCOF AcuTest™ method. Tiles with DCOF values <0.42 are not recommended for use in areas with wet or slippery conditions. For more information, see ANSI standard A137.1 section 6.2.2.1.10, available at www.tileusa.com.

Special care should be taken when grouting with dark pigmented colors. A grout release is recommended to prevent finely powdered pigments from lodging in the pores of the surface. Use of a latex modified thin-set is recommended for installation.

PHOTOGRAPHY INDEX:

Cover

**SISTEMP™ in Project Grigio Chiaro & Project Bianco - Unpolished
24 x 48 on floor**

Page 2-3

SISTEMP™ in Project Grigio Chiaro - Unpolished 24 x 48 on floor

Page 4

SISTEMP™ in Project Grigio Chiaro - Unpolished 24 x 48 on floor & wall

Page 5 Top

SISTEMP™ in Project Grigio Scuro - Light Polished 24 x 48 on floor

Page 5 Bottom

SISTEMP™ in Project Tortora - Unpolished 24 x 24 on floor



7834 C.F. Hawn Freeway
Dallas, Texas 75217

www.marazzitile.com
contact@marazzitile.com

©2018 Marazzi | 06.18 | MZBRO118 SitemP™ Brochure

Color and other aesthetic features shown are as close as the limitation of the printing process will allow. We have tried to make this brochure as comprehensive and factual as possible. We reserve the right, however, to make changes at any time, without notice, in colors, materials, packaging, specifications and availability. Since some information may have been updated since time of printing, please check with Marazzi Customer Service for details.